

# Public Document Pack



**Nottingham  
City Council**

## **NOTTINGHAM CITY COUNCIL**

### **AREA COMMITTEE EAST (A.C.E) DALES, ST ANN'S & MAPPERLEY**

**Date:** Tuesday, 15 September 2015

**Time:** 6.00 pm

**Place:** Ground Floor Committee Room - Loxley House, Station Street, Nottingham, NG2 3NG

**Councillors are requested to attend the above meeting to transact the following business**

**Acting Corporate Director for Resources**

**Governance Officer:** Noel McMenamin, Constitutional Services, Tel: 0115 8764304  
**Direct Dial:**

<b><u>AGENDA</u></b>	<b><u>Pages</u></b>
<b>1 APOLOGIES FOR ABSENCE</b>	
<b>2 DECLARATIONS OF INTERESTS</b>	
<b>3 MINUTES</b> Last meeting held on 23 June 2015 (for confirmation)	3 - 10
<b>4 AREA COMMITTEE COMMUNITY REPRESENTATIVES 2015/16</b> Report of Strategic Director for Commercial and Neighbourhood Services	11 - 18
<b>5 APPOINTMENTS TO OUTSIDE BODIES</b>	19 - 22
<b>6 NOTTINGHAM CITY HOMES</b> Report of Chief Executive, Nottingham City Homes	23 - 32
<b>7 RE-ALLOCATION OF CAPITAL FUNDING FOR MAPPERLEY WARD PARKS</b>	33 - 36
<b>8 WARD PERFORMANCE REPORT</b> Report of Strategic Director for Commercial and Neighbourhood	37 - 68

Services

<b>9</b>	<b>AREA CAPITAL PROGRAMME 2015/2016</b>	<b>69 - 78</b>
<b>10</b>	<b>AREA COMMITTEE EAST – DELEGATED AUTHORITY PROJECTS - 15TH SEPTEMBER 2015</b> Report of Strategic Director for Commercial and Neighbourhood Services	<b>79 - 84</b>

IF YOU NEED ANY ADVICE ON DECLARING AN INTEREST IN ANY ITEM ON THE AGENDA, PLEASE CONTACT THE GOVERNANCE OFFICER SHOWN ABOVE, IF POSSIBLE BEFORE THE DAY OF THE MEETING

CITIZENS ATTENDING MEETINGS ARE ASKED TO ARRIVE AT LEAST 15 MINUTES BEFORE THE START OF THE MEETING TO BE ISSUED WITH VISITOR BADGES

CITIZENS ARE ADVISED THAT THIS MEETING MAY BE RECORDED BY MEMBERS OF THE PUBLIC. ANY RECORDING OR REPORTING ON THIS MEETING SHOULD TAKE PLACE IN ACCORDANCE WITH THE COUNCIL'S POLICY ON RECORDING AND REPORTING ON PUBLIC MEETINGS, WHICH IS AVAILABLE AT [WWW.NOTTINGHAMCITY.GOV.UK](http://WWW.NOTTINGHAMCITY.GOV.UK). INDIVIDUALS INTENDING TO RECORD THE MEETING ARE ASKED TO NOTIFY THE GOVERNANCE OFFICER SHOWN ABOVE IN ADVANCE.

**NOTTINGHAM CITY COUNCIL**

**AREA COMMITTEE EAST (A.C.E) DALES, ST ANN'S & MAPPERLEY**

**MINUTES of the meeting held at LB41 - Loxley House, Station Street,  
Nottingham, NG2 3NG on 23 June 2015 from 18.05 - 19.17**

**Membership**

Present

Absent

Councillor Leslie Ayoola  
Councillor Jon Collins  
Councillor Rosemary Healy  
Councillor Sue Johnson (Chair)  
Councillor Gul Nawaz Khan  
Councillor Neghat Nawaz Khan  
Councillor Dave Liversidge  
Councillor David Mellen  
Councillor Chris Tansley

**Colleagues, partners and others in attendance:**

Wendy Honeyman- - Sneinton Alchemy  
Smith  
Cynthia James - Gains TRA  
Deborah Main - STANNRA  
Jean Brennan - Alexandra Park Residents Association  
David Towers - Mapperley Park Resident's Association  
Nick Waldram - Nottinghamshire Police  
Peter Wright - Stop TRA Group  
Fi Cusick - NDO Mapperley Ward, Nottingham City Council  
Greg Foister - NDO Dales Ward, Nottingham City Council  
Michelle Graley - NDO St Ann's Ward, Nottingham City Council  
Peter Henson - Mapperley Road Neighbourhood Watch  
Sebastian - Resident  
Kalewski  
Dorothy Holmes - Locality Manager, Nottingham City Council  
Gary Nelms - Tenancy and Estates Manager, Nottingham City Homes  
Cherry Underwood - Renewal Trust  
Debbie Webster - St Anns Advice Group  
-  
Noel McMenamin - Governance Officer, Nottingham City Council  
-

**1 APPOINTMENT OF CHAIR**

**RESOLVED to appoint Councillor Sue Johnson as Chair of the Committee for the 2015/16 municipal year.**

**2 APPOINTMENT OF VICE-CHAIR**

**RESOLVED to appoint Councillors Leslie Ayoola and Gul Khan as Vice Chairs of the Committee for the 2015/16 municipal year.**

**3 APOLOGIES FOR ABSENCE**

Greg Feltham - STARA  
Simon Allardice – Nottinghamshire Police

**4 DECLARATIONS OF INTERESTS**

None.

**5 MINUTES**

Subject to recording that Cherry Underwood of the Renewal Trust attended the meeting, the Committee confirmed the minutes of the meeting held on 10 February 2015 as a true record and they were signed by the Chair.

**6 THE CHASE NEIGHBOURHOOD CENTRE**

The Committee received a joint presentation by Debbie Webster of St Anns Advice and Cherry Underwood of Renewal Trust on the Chase Neighbourhood Centre, highlighting the following:

- (a) The Chase Neighbourhood Centre, locally known as 'The Hut', was built in 1997 and was the first community 'self-build' of its type in England. St Anns Advice Group has tenanted the property since its opening;
- (b) Following the demise of the Chase Action Group, the Renewal Trust provided interim management and financial support to ensure the continued operation of the Centre, and tapping into additional funding streams;
- (c) The time is now right to return the Centre to the community, and on 1 April 2015 the Centre was transferred to St Anns Advice Group. The Group provides a range of social welfare law advice;
- (d) The Small Steps Big Changes initiative will have its hub at the Centre, while training and pre-employment opportunities will be located at the Centre through Advice Nottingham. Refurbishment will also take place to provide a community space;
- (e) A formal launch of the Centre is planned, and will include a film depicting the history of the building.
- (f) In response to a councillor's question, Ms Webster expressed the view that outreach provision of services in areas less well connected to the Centre will increase.

**RESOLVED to note the presentation, and to thank Ms Underwood and Webster for the information provided.**

**7 WARD PERFORMANCE REPORTS - QUARTER 1**

Michelle Graley, Neighbourhood Development Officer (NDO) for St Ann's, Greg Foister, NDO for Dales, and Fi Cusick, NDO for Mapperley, introduced the Strategic

Director for Commercial and Neighbourhood Services' report providing summary updates on key themes within the Nottingham Plan 2020 for Quarter 1 2015/16, highlighting the following:

### **St Ann's**

- (a) the programme of ward walks and public meetings for 2015/16 is being drawn up, as are actions and issues to tackle in the ward's Week of Action;
- (b) the recent fatal incident in the ward has impacted the community's confidence and action will be needed with schools and citizens to raise levels of pride;
- (c) the Banks project is now completed, apart from Truman Close which will be part of a new design. Mark Sunderland's team will be starting the process of weeding the banks from 13 July 2015;

### **Dales**

- (d) there is a continued focus on flytipping and street cleansing, and the Week of Action, focussing on Ipswich Circus, Linton Rise and Sneinton Dale, will have an environment focus. A new mobile camera will be used where hotspots are identified;
- (e) Greenway Park, the 4<sup>th</sup> park in the ward, is being developed;
- (f) As well as ward walks and surgeries, new ways of engaging with citizens are being explored;
- (g) Dales ward fared well on the cleanliness index;
- (h) New College Nottingham is working on employment issues with hard-to-reach communities in the ward;

### **Mapperley**

- (i) Mapperley Road Residents Parking Scheme is the main issue being taken forward, with Phase 2 now in development;
- (j) City College is to host a Jobs Fair on 8 July 2015.

Inspector Nick Waldram provided the following update on crime and anti-social behaviour:

- (k) overall crime has risen, and violent crime, including domestic violence, remained a key priority;
- (l) robbery, burglary dwelling and theft from vehicles figures have reduced, but shoplifting figures, as well as 'new crimes' such as malicious communication, have increased;
- (m) there have been a number of recent arrests for drug dealing in the area.

Discussion focussed on crime and anti-social behaviour:

- (n) A councillor expressed concern about increases in crime and anti-social behaviour in the Area, and that Police personnel on secondment to other initiatives, such as Priority Families, were not being replaced;
- (o) In response, Inspector Waldram explained that not replacing secondees was standard Police practice, while another councillor pointed out that the Police have faced significant funding reductions in recent years, and that these were now having an impact.

**RESOLVED to note the Ward Performance for Quarter 1 2015/16.**

## **8 NOTTINGHAM CITY HOMES**

Gary Nelms, Tenancy and Estates Manager, presented the report of the Chief Executive of Nottingham City Homes, outlining key performance updates on programme and environmental issues, highlighting the following:

- (a) Nottingham Energy Partnership is a key partner delivering the European Union-funded REMOUBAN project in the Windmill Lane area. Under the project, over 400 solid wall properties will be retrofitted with solid wall insulation, and will benefit from a range of other energy efficiency measures;
- (b) Michelle Graley, Neighbour Development Officer, reported several changes to the environmental schemes submitted for approval at Appendix 2 to the report, including the removal of the scheme at Lotus Close, and the addition of a number of schemes, asterisked below.

**RESOLVED to:**

- (1) note the contents of the report set out in appendices 1 and 2, as amended;**
- (2) approve the following environmental schemes under the St Anns Improvement Plan 2015/16:**

Address	Cost	Details
49-93 Luther Close	£7,464	Fencing to create private gardens
Westminster Close	£20,000	Community garden with fencing, groundwork, footpath
Rear of Tulip Avenue	£15,918	Reinstatement of green space/install knee rail fencing
Rear of Lavender/Lobella	£18,018	Replace wooden knee rail fencing with metal fencing
Woodborough Road	£21,940	Knee rail metal fencing
Westville Gardens	£15,301	Fencing Upgrade

<b>195 Abbotsford Drive</b>	<b>£3,307</b>	<b>Knee rail fencing around green space</b>
<b>*Walton Terrace</b>	<b>£7,143</b>	<b>Metal fencing to define property space</b>
<b>*Comyn Gardens Green Space</b>	<b>£4,196</b>	<b>Metal bow-top fencing</b>
<b>*Comyn Gardens/Hedderley Walk</b>	<b>£1,725</b>	<b>Installation of 3 bollards</b>
<b>*Comyn Gardens/Hedderley Walk</b>	<b>£3,115</b>	<b>Knee rail fencing</b>
<b>*Walton Avenue</b>	<b>£750</b>	<b>Metal gate installation</b>
<b>*Bilby Gardens</b>	<b>£22,959.56</b>	<b>Range of fencing, painting and resurfacing works</b>

## **9 AREA CAPITAL FUND 2015/16**

Michelle Graley, NDO for St Anns, introduced the Strategic Director for Commercial and Neighbourhood Services' report detailing the latest spend proposals under the Area Capital Fund, including highways and footways, subject to noting that St Anns councillors have agreed to funding for the Hungerhill Road Wall scheme being transferred from St Anns LTP to Nottingham City Homes to project manage the scheme.

### **RESOLVED to**

- (1) note that the following funding is available (Area Capital 2015/16):

<b>Dales</b>	<b>£103,000</b>
<b>Mapperley</b>	<b>£61,300</b>
<b>St Ann's</b>	<b>£108,848</b>

- (2) approve the following new schemes:

#### **Dales Public Realm Schemes:**

<b><u>Location</u></b>	<b><u>Type</u></b>	<b><u>Estimate</u></b>	<b><u>Details</u></b>
<b>Dales Ward</b>	<b>Tree works</b>	<b>£5,000</b>	<b>Contribution to citywide felling, replanting scheme</b>
<b>Dales ward</b>	<b>Gating</b>	<b>£1,000</b>	<b>Lock replacement scheme for shared gates</b>

#### **Mapperley LTP Schemes**

<b>Location</b>	<b>Type</b>	<b>Estimate</b>	<b>Details</b>
<b>Mapperley Road Phase 1</b>	<b>Parking</b>	<b>£20,000</b>	<b>Provision of Parking Scheme</b>
<b>Belvoir Street</b>	<b>Parking</b>	<b>£8,500</b>	<b>Parking scheme survey</b>

#### **Mapperley Public Realm Schemes**

<b>Location</b>	<b>Type</b>	<b>Estimate</b>	<b>Details</b>
<b>Mapperley Ward</b>	<b>Tree works</b>	<b>£5,000</b>	<b>Contribution to citywide felling, replanting scheme</b>

#### **St Ann's LTP schemes**

<b>Location</b>	<b>Type</b>	<b>Estimate</b>	<b>Details</b>
<b>Hungerhill Road</b>	<b>Carriageway</b>	<b>£49,056</b>	<b>Resurfacing Hungerhill Road from Aster Road to Ransom Road</b>
<b>Rothley Avenue/Anstey Rise</b>	<b>Fencing</b>	<b>£2,838</b>	<b>Erection of safety fencing</b>
<b>Hungerhill Road Wall: Lindfield Road</b>	<b>Wall repair</b>	<b>£12,883.82</b>	<b>Transfer of funds to NCH to project manage wall repair, as agreed by St Anns ward councillors</b>

#### **St Ann's Public Realm Schemes**

<b>Location</b>	<b>Type</b>	<b>Estimate</b>	<b>Details</b>
<b>St Anns ward CCTV</b>	<b>Security</b>	<b>£600</b>	<b>Mobile CCTV cameras</b>
<b>Sycamore School</b>	<b>Floodlighting</b>	<b>£29,645</b>	<b>Floodlighting works contribution for community football club</b>
<b>St Anns Ward</b>	<b>Tree works</b>	<b>£5,000</b>	<b>Contribution to citywide felling, replanting scheme</b>
<b>Windmill Lane link footpath</b>	<b>Wall repair</b>	<b>£13,133</b>	<b>Wall repair between Windmill Lane and Spalding</b>



			<b>Road</b>
<b>King Edward's Park</b>	<b>Football Field</b>	<b>£3,380</b>	<b>Additional funding for design, planning, project management</b>

## 10 DELEGATED AUTHORITY PROJECTS

Greg Foister, Neighbourhood Development Officer, presented the report of the Strategic Director for Commercial and Neighbourhood Services, detailing decisions made under delegated authority within Dales, Mapperley and St Ann's.

**RESOLVED to note the actions taken under delegated authority, as follows:**

### Dales Ward

### Cost

<b>Let's Shine and Give a Smile 2015</b>	<b>£200</b>
<b>*Dales Barrier Troughs 2015</b>	<b>£1,052</b>
<b>*EPIC 2015</b>	<b>£2,027</b>
<b>*Dales Ward Week of Action</b>	<b>£600</b>

### Mapperley Ward

<b>Friends of Coppice Park Easter Egg hunt</b>	<b>£200</b>
<b>CEO – Community Cycle Cinema</b>	<b>£350</b>
<b>EPIC – Good Neighbours/Free4All</b>	<b>£2,640</b>
<b>CABRA – Health and Wellbeing Project</b>	<b>£1,946</b>

### St Ann's Ward

### Cost

<b>King Edward's Park Employment Fair - publicity</b>	<b>£200</b>
<b>3G Camera – Purchase</b>	<b>£3,500</b>
<b>3G Camera – 2x Licensing Fees and Management Cost</b>	<b>£2,075</b>
<b>Literacy Volunteers</b>	<b>£514.75</b>

\*not in report – reported and noted at meeting.

## 11 DATES OF FUTURE MEETINGS

**RESOLVED to meet at 6pm on the following dates in 2015/16:**

### 2015

### 2016

**15 September**  
**10 November**

**9 February**

**This page is intentionally left blank**

**Area 6 Committee EAST (ACE) (Dales, Mapperley, St Ann's) –  
15th September 2015**

<b>Title of paper:</b>	<b>Area Committee Community Representatives 2015/16</b>	
<b>Director(s)/ Corporate Director(s):</b>	Andy Vaughan, Strategic Director for Commercial and Neighbourhood Services <a href="mailto:andy.vaughan@nottinghamcity.gov.uk">andy.vaughan@nottinghamcity.gov.uk</a>	<b>Wards affected:</b> <b>Dales, Mapperley &amp; St Ann's</b>
<b>Report author(s) and contact details:</b>	Michelle Graley Neighbourhood Development Officer – St Ann's Ward 0115 8839808 <a href="mailto:michelle.graley@nottinghamcity.gov.uk">michelle.graley@nottinghamcity.gov.uk</a>	
<b>Other colleagues who have provided input:</b>	Greg Foister Neighbourhood Development Officer – Dales Ward 0115 8839807 <a href="mailto:greg.foister@nottinghamcity.gov.uk">greg.foister@nottinghamcity.gov.uk</a> Fi Cusick Neighbourhood Development Officer – Mapperley Ward 0115 8839728 <a href="mailto:fi.cusick@nottinghamcity.gov.uk">fi.cusick@nottinghamcity.gov.uk</a> Dorothy Holmes Locality Manager 0115 8839804 <a href="mailto:dorothy.holmes@nottinghamcity.gov.uk">dorothy.holmes@nottinghamcity.gov.uk</a>	
<b>Date of consultation with Portfolio Holder(s) (if relevant)</b>	N/A	
<b>Relevant Council Plan Strategic Priority:</b>		
Cutting unemployment by a quarter		<input type="checkbox"/>
Cut crime and anti-social behaviour		<input type="checkbox"/>
Ensure more school leavers get a job, training or further education than any other City		<input type="checkbox"/>
Your neighbourhood as clean as the City Centre		<input type="checkbox"/>
Help keep your energy bills down		<input type="checkbox"/>
Good access to public transport		<input type="checkbox"/>
Nottingham has a good mix of housing		<input type="checkbox"/>
Nottingham is a good place to do business, invest and create jobs		<input type="checkbox"/>
Nottingham offers a wide range of leisure activities, parks and sporting events		<input type="checkbox"/>
Support early intervention activities		<input type="checkbox"/>
Deliver effective, value for money services to our citizens		<input type="checkbox"/>
<b>Summary of issues (including benefits to citizens/service users):</b>		
<p>The report invites the Area Committee to formally appoint Community Representatives from the <b>Dales, Mapperley &amp; St Ann's</b> Wards onto the Area 6 Committee as required by the Terms of References for the Role of Area Committee Community Representatives.</p> <p>Local organisations are invited annually to nominate a representative to the Area Committee. The role of the community representative and the procedure for accepting nominations is outlined in Appendix 1.</p>		
<b>Recommendation(s):</b>		
<b>1</b>	That the Area Committee formally appoints Area Committee Community Representatives from the <b>Dales, Mapperley &amp; St Ann's</b> Wards as highlighted in Appendix 2, to the Area Committee for the municipal year 2015/2016.	

--	--

## **1. REASONS FOR RECOMMENDATIONS**

- 1.1 The Council's constitution requires Area Committees to formally confirm Community Representatives at the start of the municipal year and encourage citizens living in the ward to become involved in democratic decision making process alongside Councillors.

## **2. BACKGROUND (INCLUDING OUTCOMES OF CONSULTATION)**

- 2.1 Each year the Area Committee invites nominations from relevant groups and organisations and appoints representatives from the wards. Nominations are attracted from groups that are active in the area, but there is also the need to ensure that the Committee reflects the views of all sectors of its community.
- 2.2 The role of the Community Representatives on an Area Committee has been designed to bring citizens living in the area in question into the democratic decision making process alongside Councillors.
- 2.3 The revised Terms of Reference for the Role of Area Committee Community Representatives include guidance on the selection and the role of the Community Representative and is designed to help achieve reflective representation of the ward.
- 2.4 The Council's constitution requires Area Committees to confirm community representatives at the start of each municipal year, normally a meeting in May and the Neighbourhood Development Officers have been liaising with local community groups in advance of this meeting.
- 2.5 Nomination forms were sent out along with the Terms and References for the Role of Area Committee Representative to groups and organisations on the basis that it provides a geographical representation of the ward.
- 2.6 Completed nomination forms and expression of interest for Community Representatives onto the Area 6 Committee for the municipal year 2015/16 were received from groups and community organisations and these are listed in Appendix 2.

## **3. OTHER OPTIONS CONSIDERED IN MAKING RECOMMENDATIONS**

- 3.1 None

## **4. FINANCE COMMENTS (INCLUDING IMPLICATIONS AND VALUE FOR MONEY/VAT)**

- 4.1 That the Area Committee set aside a small budget for the payment of travel and care costs for Community Representatives

## **5. LEGAL AND PROCUREMENT COMMENTS (INCLUDING RISK MANAGEMENT ISSUES, AND LEGAL, CRIME AND DISORDER ACT AND PROCUREMENT IMPLICATIONS)**

- 5.1 None

**6. EQUALITY IMPACT ASSESSMENT**

Has the equality impact been assessed?

Not needed (report does not contain proposals or financial decisions) ☒

No ☒

Yes – Equality Impact Assessment attached ☐

Due regard should be given to the equality implications identified in the EIA.

**7. LIST OF BACKGROUND PAPERS OTHER THAN PUBLISHED WORKS OR THOSE DISCLOSING CONFIDENTIAL OR EXEMPT INFORMATION**

7.1 None

**8. PUBLISHED DOCUMENTS REFERRED TO IN COMPILING THIS REPORT**

8.1 None

### **The Role of Community Representatives**

- You will be encouraged to act as an ambassador for the Area Committee to help to raise the profile of the work done by the Area Committee.
- You should attend all Area Committee meetings, events, training etc wherever possible.
- If you cannot attend the meetings try to find someone who will cover for you.
- You should represent the views of residents and of your group or community who live and work in the area.
- All business representatives should have business premises within the area.
- You will be encouraged and entitled to speak on all items discussed at Area Committee meetings.
- Events and training will be held for you to give you the confidence and knowledge to be actively involved within the Area Committee. We will ask you what training and events you would like.
- You will be invited to put forward items for discussion at the Area Committee meetings. You will need to do this at least 3 weeks before the date of the meeting.
- You will be encouraged to tell us when things are not running well.
- You will find it much easier to fulfill your role if you have read the reports before the meeting and, if possible, had a chance to discuss the report with your community group. Everyone will benefit from this as it allows the community representatives to play a much more active role and makes for a more effective and informed contribution to discussions and debate.
- Most importantly, any relevant information should be passed back to your community group to any local friends, neighbours or colleagues. None of the information made available during the meetings are secret or confidential.
- One of the biggest challenges for the Area Committee is to keep people informed. Your agreement to pass on information, display and distribute any publicity material in community venues and promote involvement in the work of the Area Committee and to take an active role in local community consultations is appreciated.

## **SOUTH LOCALITY - COMMUNITY INVOLVEMENT IN AREA COMMITTEES: THE CRITERIA AND PROCESS FOR SELECTION**

### **INTRODUCTION**

- Encouraging greater participation in service delivery and decision making was one of the main reasons for establishing Area Committees in 1995.
- The new terms of reference give Area Committees more responsibilities which in turn will have an impact on the involvement of local representatives.

### **THE CRITERIA FOR SELECTION**

- Community or Voluntary organisations that wish to be represented on Area Committees will be properly constituted (i.e. have a constitution/terms of reference, have regular meetings, and operate an Equal Opportunities Policy)
- All community group representatives (except those representing citywide organisations), should live in the area and seek to represent the views of their group(s) or community organisation and not individual viewpoints.
- Community Group representatives will have established networks/systems for passing information to the Area Committee from groups that they represent, citizens that they aim to serve within their area and likewise feedback information from the Area Committee.
- Representatives will be selected each civic year (normally in May), Only one nomination per group will be accepted by the Area Committee at any given time. Any person from the group can attend Area Committee meetings although only the nominated community representative will be allowed to speak. If the community representative is unable to attend a meeting, the group can nominate an individual to speak on behalf of the community representative for the group.
- Any member of the public may have the right to attend Area Committee meetings as an observer.

### **POWERS OF COMMUNITY GROUP REPRESENTATIVES**

- Community Group Representatives are entitled to speak on all items discussed at Area Committee meetings and can 'influence' the decisions (but cannot vote on any matter) being made by the area committee.
- Community Group representatives will be entitled to claim expenses for travelling and care costs related to attending Area Committee meetings.
- Community Group representatives will be able to submit items for inclusion on the Area Committee agenda at least three weeks before the meeting or in advance of the meeting with the agreement of the Chair.
- Community Group representatives will be entitled to attend specific events and training across the city in order to carry out their role and responsibilities in relation to Area Committee/Working.
- Community Group Representatives can make formal presentations at Area Committee meetings on community projects/initiatives with the prior agreement of the Chair.

### **POWERS OF COUNCILLORS IN RELATION TO COMMUNITY INVOLVEMENT IN AREA COMMITTEES**

- Only Councillors can vote on all matters in respect of the Area Committee
- If a representative fails to attend committee meetings consistently without good reason, the Area Committee may approach their organisation for a replacement.

- If a representative is deemed to persistently not abide by the corporate policies of Nottingham City Council, (e.g. Health & Safety, Equality and Diversity), he/she will be required to resign their position as local community group representative on the Area Committee
- Councillors may choose to invite representatives from other organisations outside their geographical area in order to widen participation from under-represented groups.
- Councillors will allocate a small 'rolling budget' for reimbursement of Community Group Representative's expenses.
- If Community Representatives find it beneficial and have made a request, Councillors will provide community group representatives with an opportunity to meet together with the Locality Team prior to each Area Committee meeting, to discuss the agenda or other items of concern.

## **THE PROCESS**

- Each year Councillors must determine the number of Community Representatives that they wish to represent the community. This may be based on a set number of places per ward or according to specific interests and issues in the area. Representation should take account of the population make up of the area. Where under-representation exists, city wide groups may be approached for representation.
- Once per year (normally in March) the Locality Team will send out nomination forms by post, (together with an Area Committee information pack), to all community organisations in the area, inviting them to nominate a representative from their organisation to be involved in Area Committee meetings
- Locality Managers will assess completed nomination forms to ensure that the selection criteria are met and will produce a report for Area Committee detailing nominations received.
- Councillors will decide which of the nominations should be selected for community group representation at Area Committee meetings, taking into account the population make up of the area or specific issues/interests in the area.
- Those community group organisations selected will be notified in writing of the offer by the Locality team. Details of future dates of committee meetings will be sent out at the same time.
- A review will take place each civic year (by Councillors – advised by officers) to determine what groups are the most appropriate to be represented on the area committee
- Where nominations are not accepted, a letter explaining why will be signed by the Chair and sent to the organisation, together with details of other options for involvement in area working.
- Where groups are dissatisfied with the decision, they have the right to appeal to the Area Committee within four months.
- Councillors will then enlist the assistance of other Councillors of the city (Area Chairs Panel), to review the decision and any decision made thereafter, will be final.



## **Appendix 2**

<b><u>Organisation</u></b>	<b><u>Name</u></b>
<b><u>St Anns Nominations</u></b>	
Sneinton Tenants Outreach Programme	Peter Wright
St Anns Allotments	Cathy Symes
St Anns Advice Group	Debbie Webster
KK Sports and Leisure Centre	Davynya Greeh
ACFF	Andrew Campbell
<b><u>Dales Nominations</u></b>	
Sneinton Alchemy CIC	Wendy Honeyman-Smith
Prettier Whittier	Noel Martin
Muslim Community Organisation Nottingham	Iftikhar Ahmed
STARA	Greg Feltham
Friends of Colwick Woods	Richard Brown
<b><u>Mapperley Nominations</u></b>	
STANNRA	Deborah Main
Friends of Coppice Park	Caroline Pickering-Smith
St Andrews Church	Peter Goode
Elm Close Management	Denis Sabey
APRA	Barrie Ward
Mapperley Neighbourhood Watch	Peter Henson
<b><u>City wide organisations</u></b>	
City College Nottingham	Stephen Webb

**This page is intentionally left blank**

**AREA COMMITTEE EAST (ACE) (Dales, Mapperley, St Ann's) – 15 SEPTEMBER 2015**

<b>Title of paper:</b>	Appointments to Outside Bodies	
<b>Director(s)/ Corporate Director(s):</b>	Glen O'Connell, Corporate Director for Resilience	<b>Wards affected: Dales, Mapperley, St Ann's</b>
<b>Report author(s) and contact details:</b>	Nancy Barnard, Governance Manager <a href="mailto:nancy.barnard@nottinghamcity.gov.uk">nancy.barnard@nottinghamcity.gov.uk</a> , 0115 876 4312	
<b>Other colleagues who have provided input:</b>	N/A	
<b>Date of consultation with Portfolio Holder(s) (if relevant)</b>	N/A	
<b>Relevant Council Plan Strategic Priority:</b>		
Cutting unemployment by a quarter		<input type="checkbox"/>
Cut crime and anti-social behaviour		<input type="checkbox"/>
Ensure more school leavers get a job, training or further education than any other City		<input type="checkbox"/>
Your neighbourhood as clean as the City Centre		<input type="checkbox"/>
Help keep your energy bills down		<input type="checkbox"/>
Good access to public transport		<input type="checkbox"/>
Nottingham has a good mix of housing		<input type="checkbox"/>
Nottingham is a good place to do business, invest and create jobs		<input type="checkbox"/>
Nottingham offers a wide range of leisure activities, parks and sporting events		<input type="checkbox"/>
Support early intervention activities		<input type="checkbox"/>
Deliver effective, value for money services to our citizens		<input checked="" type="checkbox"/>
<b>Summary of issues (including benefits to citizens/service users):</b>		
<p>Executive Board has delegated responsibility for appointments to locality based outside bodies to the relevant Area Committees. This report asks the committee to confirm appointments to outside bodies relevant to its area and to agree any additional local bodies to be added to the register of outside bodies.</p> <p>Outside bodies to which Area Committees appoint are influential locally in respect of the community as a whole or in respect of certain sectors of the community. By making appointments, the Council ensures that the needs of its customers/service users are represented.</p>		
<b>Recommendation(s):</b>		
<b>1</b>	Agree the appointments to outside bodies listed in the table in Appendix A.	

**1. REASONS FOR RECOMMENDATIONS**

To ensure that appointments to outside bodies are updated to reflect changes in Council membership following the local elections, and that the bodies to which the Council makes appointments remain relevant to its business.

**2. BACKGROUND (INCLUDING OUTCOMES OF CONSULTATION)**

At its meeting on 16 June, Executive Board reviewed the register of Outside Bodies to which the Council makes appointments. Board agreed to delegate responsibility for making appointments to locality based outside bodies, together with responsibility for adding to or deleting relevant organisations from the register during the current Council term to the relevant Area Committee.

This report invites the Committee to agree the appointments to outside bodies relevant to this area following consultation with the Chair of the Area Committee and an opposition group representative where relevant. The proposed appointments are listed in Appendix A.

**3. OTHER OPTIONS CONSIDERED IN MAKING RECOMMENDATIONS**

Not to make appointments to outside bodies – this would leave the Council without representation on a number of locally relevant organisations.

**4. FINANCE COMMENTS (INCLUDING IMPLICATIONS AND VALUE FOR MONEY/VAT)**

N/A

**5. LEGAL AND PROCUREMENT COMMENTS (INCLUDING RISK MANAGEMENT ISSUES, AND LEGAL, CRIME AND DISORDER ACT AND PROCUREMENT IMPLICATIONS)**

N/A

**6. EQUALITY IMPACT ASSESSMENT**

Has the equality impact been assessed?

Not needed (report does not contain proposals or financial decisions)

☒

No

☐

Yes – Equality Impact Assessment attached

☐

Due regard should be given to the equality implications identified in the EIA.

**7. LIST OF BACKGROUND PAPERS OTHER THAN PUBLISHED WORKS OR THOSE DISCLOSING CONFIDENTIAL OR EXEMPT INFORMATION**

None

**8. PUBLISHED DOCUMENTS REFERRED TO IN COMPILING THIS REPORT**

Report to and Minutes of the meeting of Executive Board held on 16 June 2015.

**OUTSIDE BODIES APPOINTED BY AREA COMMITTEES****Area Committee East – August 2015**

<b>Outside Body</b>	<b>Function</b>	<b>No. of Reps</b>	<b>Cllr/ Non Cllr</b>	<b>Recommended Appointments</b>	<b>Meetings Frequency</b>	<b>Other Information (including when added to register)</b>
Bakersfield Community Association Management Committee	Manage Bakersfield and Neighbourhood Community Centre	1	Cllr	Cllr Mellen	Monthly	Transferred to register in 2015 review
Greens Windmill		1	Cllr	Cllr N Khan		Added at Executive Board 16/06/15
Greenway Centre Management Committee	Manage Greenway Community Centre.	1	Non Cllr / Cllr	Cllr G Khan	Monthly	Transferred to register in 2015 review
Hungerhill Developments	(1) Management of the St Ann's Allotments Restoration Project (2) to provide education and training in relation to the project (3) to maintain and conserve the St Ann's Allotments	2	1Cllr 1 Non Cllr	Eddie Curry (Officer) Cllr Collins	Up to 6 per year	Added Via PHD 0293  Transferred to Area Committee register by Executive Board 16/06/15

**This page is intentionally left blank**

## NCH update report



### AREA 6 COMMITTEE (Dales, St Anns & Mapperly) – 15 September 2015

<b>Title of paper:</b>	<b>Nottingham City Homes Update Report</b>	
<b>Director(s)/ Corporate Director(s):</b>	Nick Murphy Chief Executive of Nottingham City Homes	<b>Wards affected:</b> <b>Dales, St Anns &amp; Mapperley</b>
<b>Report author(s) and contact details:</b>	Kristian Murden Tenancy and Estate Manager Kristian.Murden@nottinghamcityhomes.org.uk	
<b>Other colleagues who have provided input:</b>	None	
<b>Date of consultation with Portfolio Holder(s) (if relevant)</b>		
<b>Relevant Council Plan Strategic Priority:</b>		
Cutting unemployment by a quarter		<input type="checkbox"/>
Cut crime and anti-social behaviour		<input type="checkbox"/>
Ensure more school leavers get a job, training or further education than any other City		<input type="checkbox"/>
Your neighbourhood as clean as the City Centre		<input type="checkbox"/>
Help keep your energy bills down		<input type="checkbox"/>
Good access to public transport		<input type="checkbox"/>
Nottingham has a good mix of housing		<input type="checkbox"/>
Nottingham is a good place to do business, invest and create jobs		<input type="checkbox"/>
Nottingham offers a wide range of leisure activities, parks and sporting events		<input type="checkbox"/>
Support early intervention activities		<input type="checkbox"/>
Deliver effective, value for money services to our citizens		<input type="checkbox"/>
<b>Summary of issues (including benefits to customers/service users):</b>		
<p>The area performance reports provide updates on key issues and themes which link back to local priorities and the strategic themes for Nottingham City Homes.</p> <p>The reports provide summary updates on the following key themes:</p> <ul style="list-style-type: none"> <li>• Capital Programme and major work</li> <li>• Area Regeneration and Environmental Issues</li> <li>• Key messages from the Tenant and Leasehold Congress</li> <li>• Tenant and Residents Associations updates</li> <li>• Area Performance Figures</li> </ul> <p>Good news stories &amp; positive publicity</p>		
<b>Recommendation(s):</b>		
	<p>Area Committee note the allocation of funds for 2015/16 appendix 1</p> <p>Area Committee note and comment on paragraphs 1-6 listed below.</p> <p>That Area Committee approve the Area Capital Programme Funding for Dales, Mapperley and St Anns Wards as set out in appendix 2</p>	

**1 REASONS FOR RECOMMENDATIONS (INCLUDING OUTCOMES OF CONSULTATION)**

- 1.1 The Nottingham City Homes Update Report provides a descriptive and statistical picture of what is happening at an area level and invite community representatives to comment, debate, and challenge and identify how they can add value to improve their neighbourhoods.
- 1.2 The Nottingham City Homes Update Report also monitors progress in the wards and acts as a catalyst for debate about the key performance issues impacting upon the ward on a quarterly basis.

**2 BACKGROUND (INCLUDING OUTCOMES OF CONSULTATION)**

- 2.1 The Nottingham City Homes Update Report has been important for a number of years in Nottingham as a means of engaging better with tenants and leaseholders and to drive forward service improvement.
- 2.2 Nottingham City Homes has a goal to 'create homes and places where people want to live' and to give tenants and leaseholders an input in shaping what happens in their area. The Nottingham City Homes Update Report helps us to understand where we are doing well and which areas need to be improved.
- 2.3 Following the decision for Nottingham City Homes reps to attend Area Committee, it was decided to provide the Nottingham City Homes Update Report to Area Committee.

**3 OTHER OPTIONS CONSIDERED IN MAKING RECOMMENDATIONS**

- 3.1 None

**4 FINANCIAL IMPLICATIONS (INCLUDING VALUE FOR MONEY/VAT)**

- 4.1 None

**5 RISK MANAGEMENT ISSUES (INCLUDING LEGAL IMPLICATIONS AND CRIME AND DISORDER ACT IMPLICATIONS)**

- 5.1 None

**6 EQUALITY IMPACT ASSESSMENT**

Has the equality impact been assessed?

Not needed (report does not contain proposals or financial decisions) ☒

No ☐

Yes— Equality impact Assessment attached ☐

**7 LIST OF BACKGROUND PAPERS OTHER THAN PUBLISHED WORKS OR THOSE DISCLOSING CONFIDENTIAL OR EXEMPT INFORMATION**

- 7.1 None



**8 PUBLISHED DOCUMENTS REFERRED TO IN COMPILING THIS REPORT**



Time: 6.30pm

Date: September 2015

Presented by: Gary Nelms / Kristian Murden

	Item	Executive Summary / Key Points		For information or decision
1	Capital Programme & major works	Capital Programme & major works	<p><b>Bentinck, Manvers, Kingston (BMK)</b> External wall insulation and district heating work is progressing well and on track to be complete by autumn 2015. Feedback from customers is that they have noticed a difference to the thermal comfort of their homes. Illuminated signage has been added to the blocks.</p>  	Information



Once the energy efficiency works are completed we will progress onto upgrading the passenger lifts in the blocks. An information event is being held for residents on 2 September at Kingston Court. Work to each individual lift depends on the number of floors in the building and will take around 22 –25 weeks for each lift. Stair lift provisions will be implemented at Kingston Court throughout.

Plans for environmental work around the blocks are being considered including a seating area, green wall the sub-stations, additional railings but these are in very early stages at the moment.

Area Regeneration and Environmental Issues

**Colwick Woods**  
Groundworks have commenced for the new build of eight two bedroomed houses on the previous garage site. The build is being undertaken by Nottingham City Homes DLO team and is due for completion in April 2016.

**Dales**  
NCH currently working on determining ward priorities for environmental funding with Ward Cllrs, TEM & NDO. 2 schemes have been identified in this ward and NCH have agreed to fund one of these with the other one being funded from the Environmental Budget. NCH, in conjunction with Ward Cllrs and NCC aim to have a decision on these schemes and approval made at Area Committee in November.

**St Ann’s**  
A large amount of fencing works has been completed throughout the ward to alleviate issues with parking displacement, including Comyn Gardens that has recently been completed and is proving to be successful. Further works planned across late summer/early autumn on the schemes that were agreed at June’s Area Committee.

Environmental funding remains in the ward allocation so priorities for using this needs to be agreed with NCH, NCC & Ward Councillors.

Designs and costs are currently being drawn up for Truman Close and this will largely be to landscape, deep clean and improve this area visually. This block was selected to receive an external upgrade due to the location and amount of pedestrians who pass this on the walk way into the City Centre.

**Mapperley**  
**£5,327.94** Environmental funding to be agreed towards the parking







			scheme on Dooland Drive.						
			Fencing upgrade complete on Pippin Close and this has improved the external appearance of the properties within this area. NCH funded this project from their Decent Neighbourhoods Budget as a commitment to completing the fencing upgrade on the Pearmain Drive Estate.						
2	Area Regeneration and Environmental Issues	<b>APPENDIX 2</b>							Decision

		<p>General Involvement</p> <ul style="list-style-type: none"> <li>• Victoria Centre Flats Resource Room Improvement Works Consultation held on 6<sup>th</sup> May.</li> <li>• Door knocking exercise to see if interest in forming a tenants and residents group on Ipswich / Skipton Circus estate.</li> <li>• NCH funded activities for Dales Week of Action Fun Day including bouncy castle and face painting on Friday 17<sup>th</sup> July. Also had stall promoting volunteering opportunities, Tenant Academy training courses, and Fit in the Community project.</li> <li>• Door knocking and consultation on Marmion estate re development of green space on Britten Gardens held on 3<sup>rd</sup> August</li> <li>• Friends of Coppice Park received £250 funding from NCH Anniversary Celebration grant.</li> </ul>	
5	Area Performance Figures	Please see below Performance Report	X
6	Good news stories & positive publicity	The Tenancy & Estate Management Team at St Anns Housing Office were successful in obtaining a Closure Order against a resident at Newark Crescent. This Order was the first in the City against a residential property under the new ASB Legislation introduced by the Government. The Order was challenged yet upheld by the Courts. The tenant was then served with a further NOPPIT Review at which point NCH upheld the decision to seek outright possession of the property. This will now be pursued through the Court for the final Order to be granted.	X

## Area report - St ann's, Dales & Mapperley









Generated on: 11 August 2015

### AC6-1 Anti-social behaviour





Performance indicator and definition	Target	2015/16			2014/15	2013/14	Latest Note
		Value	Status	Long Trend	Value	Value	
% of ASB cases resolved by first intervention – St ann's  <i>Note: This PI monitors how many ASB cases NCH resolved on the first intervention e.g. written warning. Data for this indicator is not available by ward and is reported by Housing Office.</i>	84%	81.4%			78.95%	82.22%	It is pleasing to note that St Anns ASB cases resolved at 1st Intervention are above target. Staff have been reminded with briefings at what stage a case can be attributed to this key stage. The only case not resolved at 1st Intervention for Dec 2014 was ReACT # 7535, which has been audited and is correct
% of ASB cases resolved – Stanns  <i>Note: This PI measures the proportion of ASB cases NCH has successfully resolved. Data for this PI is not available by ward and is reported by Housing Office.</i>	98.6%	100%			100%	100%	Investigated reasons why performance below target. It has been found that ReACT Case # 6011 was closed without the "outcome" being inputted. The HPM has been advised of this and reminded that this PI is an important performance figure.
Number of new ASB cases – St Ann's  <i>Note: Data for this PI is only available by Housing Office.</i>		42			158	233	.
Tenant satisfaction with the ASB service - St ann's  <i>Note: Data for this PI is only available by Housing Office.</i>					7.45	5	









## AC6-2 Repairs

Performance indicator and definition	Target	2015/16			2014/15	2013/14	Latest Note
		Value	Status	Long Trend	Value	Value	
% of repairs completed in target – AC - St ann's, Dales & Mapperley <i>Note: This PI monitors the proportion of repairs being completed within agreed timescales.</i>	96%						
% of repairs completed in target – Dales Ward <i>Note: This PI monitors the proportion of repairs being completed within agreed timescales.</i>	96%	94.05%			97.81%	96.86%	
% of repairs completed in target – Mapperley Ward <i>Note: This PI monitors the proportion of repairs being completed within agreed timescales.</i>	96%	93.64%			97.91%	97.28%	
% of repairs completed in target – St ann's Ward <i>Note: This PI monitors the proportion of repairs being completed within agreed timescales.</i>	96%	94.07%			97.58%	96.96%	
Tenant satisfaction with the repairs service <i>Note: Data for this PI is only available citywide</i>	9	8.94			8.9	8.78	WS June-2015 Whilst slightly short of the Corporate Plan target of 9, performance of 8.94 in 2014/15 is higher than all previous annual outturn's. We are changing how we survey this satisfaction going forward which may have a positive or negative affect on this KPI.

AC6-3 Rent Collection

Performance indicator and definition	Target	2015/16			2014/15	2013/14	Latest Note
		Value	Status	Long Trend	Value	Value	
<p>% of rent collected</p> <p><i>Note: This PI measures the amount of rent collected (including tenant arrears) as a percentage of rent due for the current year. Data for this indicator is not available by ward and is reported city wide.</i></p> <p><i>Trend shows as improving if value is over 100% as arrears are decreasing.</i></p>	100%	98.78%			100.56%	100.02%	<p>Although performance is behind target, and slightly behind the position at this point last year, this is a year-end target and we are on track to achieve 100% by the end of quarter two. We have a range of initiatives planned to improve collection rate. We are focusing on the Responsible Tenant Reward recipients from last year. All those who received the reward last year but who have failed to reduce their debt will be targeted by the team. In addition we have a cash collection competition running in August and a data capture competition. The latter will have the added benefit of increased contact which should improve the collection rate.</p>
<p>% of tenancies ending due to eviction</p> <p><i>Note: This PI monitors the percentage of tenants being evicted due to rent arrears and is reported citywide.</i></p>	0.45%	0.47%			0.56%	0.74%	<p>We continue to work hard to sustain tenancies and only evict when all other avenues have been exhausted. We have evicted only half the number of tenants for rent arrears compared to the same point last year.</p>

#### AC6-4a Empty properties - Average relet time

Performance indicator and definition	Target	2015/16			2014/15	2013/14	Latest Note
		Value	Status	Long Trend	Value	Value	
Average void re-let time (calendar days) – AC - St ann's, Dales & Mapperley  <i>Note: This PI measures how long it takes NCH to re-let empty properties from the end of the old tenancy to the start of the new tenancy</i>	25	21.49			25.28	29.73	The target was met and the voids teams continue to work hard to minimise the time properties remain empty
Average void re-let time (calendar days) – Dales Ward  <i>Note: This PI measures how long it takes NCH to re-let empty properties from the end of the old tenancy to the start of the new tenancy</i>	25	23			31.72	23.14	The target was met and the voids teams continue to work hard to minimise the time properties remain empty
Average void re-let time (calendar days) – Mapperley Ward  <i>Note: This PI measures how long it takes NCH to re-let empty properties from the end of the old tenancy to the start of the new tenancy</i>	25	19.5			14.16	32.71	The target was met and the voids teams continue to work hard to minimise the time properties remain empty
Average void re-let time (calendar days) – St Anns Ward  <i>Note: This PI measures how long it takes NCH to re-let empty properties from the end of the old tenancy to the start of the new tenancy</i>	25	20.97			24.19	31.77	The target was met and the voids teams continue to work hard to minimise the time properties remain empty



**AREA COMMITTEE EAST – 15<sup>TH</sup> SEPTEMBER 2015**

<b>Title of paper:</b>	<b>Re-Allocation of Capital Funding for Mapperley Ward Parks</b>	
<b>Director(s)/ Corporate Director(s):</b>	Hugh White, Director, Sport, Culture & Parks	<b>Wards affected:</b> Mapperley
<b>Report author(s) and contact details:</b>	James Dymond, Parks Development Manager 0115 876 4983, <a href="mailto:James.Dymond@nottinghamcity.gov.uk">James.Dymond@nottinghamcity.gov.uk</a>	
<b>Other colleagues who have provided input:</b>	Martin Harris, Parks Technical Officer 0115 915 2796, <a href="mailto:Martin.Harris@nottinghamcity.gov.uk">Martin.Harris@nottinghamcity.gov.uk</a> Eddie Curry, Head of Parks and Open Spaces 0115 8764982, <a href="mailto:eddie.curry@nottinghamcity.gov.uk">eddie.curry@nottinghamcity.gov.uk</a> Steve Ross, Finance Analyst 0115 8763738 <a href="mailto:steve.ross@nottinghamcity.gov.uk">steve.ross@nottinghamcity.gov.uk</a> Tim Gallimore, Senior Finance Assistant 0115 876 5534 <a href="mailto:tim.gallimore@nottinghamcity.gov.uk">tim.gallimore@nottinghamcity.gov.uk</a>	
<b>Date of consultation with Portfolio Holder(s) (if relevant)</b>	n/a	
<b>Relevant Council Plan Strategic Priority:</b>		
Cutting unemployment by a quarter		<input type="checkbox"/>
Cut crime and anti-social behaviour		<input checked="" type="checkbox"/>
Ensure more school leavers get a job, training or further education than any other City		<input type="checkbox"/>
Your neighbourhood as clean as the City Centre		<input checked="" type="checkbox"/>
Help keep your energy bills down		<input type="checkbox"/>
Good access to public transport		<input type="checkbox"/>
Nottingham has a good mix of housing		<input type="checkbox"/>
Nottingham is a good place to do business, invest and create jobs		<input type="checkbox"/>
Nottingham offers a wide range of leisure activities, parks and sporting events		<input checked="" type="checkbox"/>
Support early intervention activities		<input type="checkbox"/>
Deliver effective, value for money services to our citizens		<input type="checkbox"/>
<b>Summary of issues (including benefits to citizens/service users):</b>		
<p><b>This report proposes re-allocating capital funding to parks in Mapperley Ward to enable a range of site improvements to take place.</b></p>		
<b>Recommendation(s):</b>		
<b>1</b>	Approve expenditure of £15,000 on Coppice Parks and Astley Drive Play Area	
<b>2</b>	Approve the re-allocation of capital funding as detailed in the report to fund the above schemes.	

**1. REASONS FOR RECOMMENDATIONS**

Several parks and open spaces in the Mapperley Ward have capital funding allocated to them, some of which is no longer required now that development projects have been completed.

## 2. **BACKGROUND (INCLUDING OUTCOMES OF CONSULTATION)**

At Sycamore Park, £5,180 is remaining following the construction of the multi-use games area on site, woodland works and other small scale improvements.

At Mickleborough Railway Cutting, £9,820 is remaining following the re-distribution of the other £11,000 to works at Boynton Drive and Astley Drive play areas.

It is proposed to reallocate this funding as follows, to deliver much needed improvements at other sites:

Site / Funding		Re-Allocate To	
Sycamore Park	£5,180	Coppice Park – site improvements to help reach Green Flag standard	£10,000
Mickleborough	£9,820	Astley Drive play area improvements	£5,000
£15,000		£15,000	

## 3. **OTHER OPTIONS CONSIDERED IN MAKING RECOMMENDATIONS**

If the money is not re-allocated it may remain unspent for some time as there is no current demand to spend it at Sycamore Park or Mickleborough Cutting.

## 4. **FINANCE COMMENTS (INCLUDING IMPLICATIONS AND VALUE FOR MONEY/VAT)**

4.1. The capital programme will need to reflect the following:

Scheme :

Capital Cost

Coppice Park – site improvements to help reach Green Flag standard	10,000
Astley Drive play area improvements	5,000
	<b>15,000</b>

Funding

re-allocation of capital funding :-

Sycamore Park MUGA	5,180
Mickleborough Railway Cutting	9,820
Total Funding	<b>15,000</b>

4.2. The recommendations in this report:

- Do not impact on the achievement of Medium Term Financial Plan,
- Assume where applicable the appropriate procurement process will be undertaken.

Any annual maintenance costs will be met from existing revenue budgets within Parks & Open spaces .

4.3. This report requests approval to reallocate existing funding which is already approved and included in the capital programme, therefore, there will be no effect on the overall programme totals.

**5. LEGAL AND PROCUREMENT COMMENTS (INCLUDING RISK MANAGEMENT ISSUES, AND LEGAL, CRIME AND DISORDER ACT AND PROCUREMENT IMPLICATIONS)**

- 5.1 These play area and park improvements will help to increase site usage and discourage anti-social behaviour.

**6. EQUALITY IMPACT ASSESSMENT**

Has the equality impact been assessed?

Not needed (report does not contain proposals or financial decisions) ☒

No ☐

Yes – Equality Impact Assessment attached ☐

Due regard should be given to the equality implications identified in the EIA.

**7. LIST OF BACKGROUND PAPERS OTHER THAN PUBLISHED WORKS OR THOSE DISCLOSING CONFIDENTIAL OR EXEMPT INFORMATION**

None.

**8. PUBLISHED DOCUMENTS REFERRED TO IN COMPILING THIS REPORT**

- PHD781 – allocation of capital funding to Sycamore Park & Mickleborough Railway Cutting.
- DD0816 – allocation of capital funding to Astley Drive playground.

**This page is intentionally left blank**

**AREA COMMITTEE EAST (ACE) (Dales, Mapperley, St Ann's) – 15<sup>th</sup> September 2015**

<b>Title of paper:</b>	<b>WARD PERFORMANCE REPORTS</b>	
<b>Director(s)/ Corporate Director(s):</b>	Andy Vaughan Strategic Director Commercial and Neighbourhood Services	<b>Wards affected:</b> Dales St Anns Mapperley
<b>Report author(s) and contact details:</b>	Michelle Graley Neighbourhood Development Officer – St Ann's Ward 0115 8839808 <a href="mailto:michelle.graley@nottinghamcity.gov.uk">michelle.graley@nottinghamcity.gov.uk</a> Greg Foister Neighbourhood Development Officer – Dales Ward 0115 8839807 <a href="mailto:greg.foister@nottinghamcity.gov.uk">greg.foister@nottinghamcity.gov.uk</a> Fi Cusick Neighbourhood Development Officer – Mapperley Ward 0115 8839728 <a href="mailto:fi.cusick@nottinghamcity.gov.uk">fi.cusick@nottinghamcity.gov.uk</a>	
<b>Other colleagues who have provided input:</b>	Dorothy Holmes Locality Manager 0115 8839804 <a href="mailto:dorothy.holmes@nottinghamcity.gov.uk">dorothy.holmes@nottinghamcity.gov.uk</a> Dave Halstead Head of Neighbourhood Operations and Deputy Director of Commercial & Neighbourhood Services <a href="mailto:Dave.Halstead@nottinghamcity.gov.uk">Dave.Halstead@nottinghamcity.gov.uk</a> Christine Oliver Senior implementation Manager Crime and Drugs Partnership <a href="mailto:Christine.oliver@nottinghamcity.gov.uk">Christine.oliver@nottinghamcity.gov.uk</a>	
<b>Date of consultation with Portfolio Holder(s) (if relevant)</b>	N/A	
<b>Relevant Council Plan Strategic Priority:</b>		
Cutting unemployment by a quarter		<input type="checkbox"/>
Cut crime and anti-social behaviour		<input type="checkbox"/>
Ensure more school leavers get a job, training or further education than any other City		<input type="checkbox"/>
Your neighbourhood as clean as the City Centre		<input type="checkbox"/>
Help keep your energy bills down		<input type="checkbox"/>
Good access to public transport		<input type="checkbox"/>
Nottingham has a good mix of housing		<input type="checkbox"/>
Nottingham is a good place to do business, invest and create jobs		<input type="checkbox"/>
Nottingham offers a wide range of leisure activities, parks and sporting events		<input type="checkbox"/>
Support early intervention activities		<input type="checkbox"/>
Deliver effective, value for money services to our citizens		<input type="checkbox"/>

**Summary of issues (including benefits to citizens/service users):**

The ward performance reports provide updates on key issues and themes which link back to local priorities addressed by Neighbourhood Action Teams and the strategic themes in the Nottingham Plan 2020. The reports provide summary updates on the following key themes:

- Ward priorities
- Community engagement
- Finance
- Safer theme - Crime and anti social behaviour (ASB)
- Neighbourhood theme – Cleansing and Environmental issues
- Working theme - Unemployment rates
- Housing
- Community Protection
- Fire
- Health Theme – local health priorities

**Recommendation(s):**

- |          |   |
|----------|---|
| <b>1</b> | <b>Area Committee note and comment on the Ward Performance Reports for quarter 1 2015/16.</b> |
|----------|---|

**1. REASONS FOR RECOMMENDATIONS**

- 1.1 Ward performance reports provide a descriptive and statistical picture of what is happening at a ward level and invite community representatives to comment, debate, and challenge and identify how they can add value to improve their neighbourhoods.
- 1.2 Ward performance reports also monitor progress in the wards and act as a catalyst for debate about the key performance issues impacting upon the ward on a quarterly basis.

**2. BACKGROUND (INCLUDING OUTCOMES OF CONSULTATION)**

- 2.1 Neighbourhood working has been important for a number of years in Nottingham as a means of engaging better with citizens and to drive forward service improvement.
- 2.2 The Nottingham Plan has a goal that ‘public service delivery will be better integrated and appropriately devolved, ensuring more accessible and responsive services for all and giving residents more control over what happens in their neighbourhoods’; the Ward Performance reports help to support this.
- 2.3 The Ward Performance Reports captures work at a local level to support the Nottingham Plan; it is a short summary of key updates on priorities and issues in the ward. More detailed implementation plans sit behind the report such as the Ward Action Plan, Neighbourhood Action Team’s Action Log, Crime Drug Partnership (CDP) plans and other partner’s implementation plans.
- 2.4 The Ward Performance Reports are co-ordinated by Neighbourhood Development Officers every quarter, with the data analysis undertaken by the CDP.

2.5 The following brief summary by the respective Ward Neighbourhood Development Officer highlights the key issues:

### **Ward St Ann's – NDO Michelle Graley**

The NAT Team are currently in the process of arranging the St Anns Week of Action. The theme will be around the environment and the promotion of positive individuals and groups in the area. The strap line will be to raise the 'Spirits of St Anns'. Due to the original date being unsuitable for most partners the St Anns Week of Action date has now been rescheduled to **Monday 26 October to Friday 30 October 2015**. This years Week of Action will continue to demonstrate excellent partnership working and improved public confidence.

### **Safer Theme – Criminal Damage, Violence & Dwelling Burglary**

#### Domestic Violence Update

Over the coming year we anticipate an increase in domestic violence crimes compared to the same period the previous year. This is due to the new concentrated project working within St Anns See St Anns Ward Priorities

- Continue awareness raising campaign
- Provide training for community organisations
- Encourage all staff working in the ward to access Equation training.
- Ensure availability of black and red cards in all public venues.
- Provide specialist support in to Social Care and Family support teams to enable case holders to achieve better outcomes with families and children.

Provide networking opportunities for staff working in the ward to ensure better joint working.

#### Safety

Overall Crime in St Anns is up by 13% year to date. As anticipated Domestic Violence reports have increased these is probably due to the concentrated project working within St Anns this is showing an increase of 24%. ASB for the first time in months have shown a dramatic decline – Noise Pollution is showing a significant drop and is currently down by 11% based on last years figures.

#### Cleanliness

The Cleanliness score for St Anns are consistently showing above 86 baseline average. Fly tipping and Graffiti are also showing a down hill trend. Whilst Dog Fouling remains high based on year to date figures. The priority for the NAT's will be to discuss the plan with CPO's to tackle hotspots and campaign to encourage responsible dog ownership during the St Week of Action 2015.

#### Unemployment

The current quarterly figures show an overall decline in Unemployment. Figures show employment has dropped by 30%. Year to date figures are 1,929 against higher figures of 2,754 this time last year.

## **Skate Plaza – King Edwards Park Update**

On 8<sup>th</sup> July 2015 a funding application was submitted to Waste Recycling Environmentals Ltd (WREN) – The decision is expected by 2<sup>nd</sup> September 2015

## **Ongoing Parking issues in St Ann's**

The St Anns Councillors have asked for a review of parking concerns across the St Ann's Area, to make sure that problems are being looked at and that when restrictions are being introduced the problems are not being moved on or further into the St Anns area. To do this, some of the current proposals for new parking restrictions have been put on hold. Traffic Management are in the process of carrying out a study across all areas of St Ann's. This work is to look at ways to reduce inconsiderate parking in the area and ideas to resolve parking problems. The plan is to look at current restriction to see if they are suitable, consider new developments and their impact on local citizens, and reduce the amount of vehicle displacement from non-residents. Once this document has been finalised we hope to look at potentially phasing the work to address the problems across the area and invite affected residents to "drop in" sessions where we can discuss ideas.

## **Local Issues Public Meetings schedule and Ward Walks**

### **Ward Walks**

Tuesday 29<sup>th</sup> September 2015 - 11.30pm till 1.00pm – **Duncombe Close and surrounding areas** - Meeting at the staff entrance at the back of the St Anns Valley Centre

Tuesday 3<sup>rd</sup> November 2015 – 11.30pm till 1.00pm - Leighton Street/ Bilby Gardens - Meet on the corner of Leighton Street and Carlton Road

Tuesday 15<sup>th</sup> December 2015 – 11.30pm till 1.00pm – Comyn Gardens/ Hedderley Walk – meet on the entrance to Comyn Gardens and St Anns Well Road

### **Public Meetings**

Wednesday 30<sup>th</sup> September 2015 – 6.00pm till 7.00pm – **St Anns Central** - St Anns Valley Centre - One Councillor will need to be available for the surgery drop in.

Wednesday 25<sup>th</sup> November 2015 – 6.00pm till 7.00pm – **Sneinton Elements** - Sneinton C of E Primary School (TBC)

Wednesday 16<sup>th</sup> December 2015 – 6.00pm till 7.30pm – **Stonebridge Est** - Blue Bell Hill Community Centre (TBC)

## **Financial Inclusion & Unemployment**

St Anns Councillors are very keen to ensure clear targeted work in their ward to support the unemployed back into work, with a focus on the under 25s, the over 50s and the long term unemployed. They are also keen for support on financial inclusion and help with basic financial management, e.g. access to bank accounts, best online deals for fuel, avoiding high cost lenders

Advice Nottingham and Nottingham University are planning a Financial Resilience event for St Ann's on Friday 1st October 2015, to be held at the Chase Neighbourhood Centre. The purpose will be to identify the key needs in the area, and develop a local action plan/ group to take things forward.



## Community Engagement

### Brave Cinema Screening

Equation with a bit of help from the local NAT Team are hosting - This summer, Equation's anti-sexism Reel Equality Film Club offering parents and kids a chance to enjoy a \*free\* family afternoon screening of Disney Pixar's Brave (PG). This epic and mystical story follows the adventures of rebellious Princess Merida, who challenges tradition to change her fate. Open to all, with free popcorn and prize draw! The event will take place at St Anns Valley Centre – Monday 24<sup>th</sup> August starting at 2.pm

Valley Centre library desk tells us, there has been huge interest in the partnership Reel Equality screening event of *Brave*, which is fantastic. Reel Equality screening event in St Anns in October, hopefully as part of the Week of Action to show the film *Made in Dagenham* about British women who campaigned for equal pay, and make the event about celebrating and encouraging women to get involved in making positive change in their community (and men respecting and facilitating this involvement and recognising women can be leaders and change-makers).

### St Anns Christmas Light Switch

Will take place in various areas around Robin Hood Chase – the event will take place Wednesday 2<sup>nd</sup> December 2015 – Starting from 4.00pm

## St Anns Ward Finance

### Ward Councillor Budgets

**Total C/F** £55,349

Total Amount allocated this period - £3,781

Budget Remaining Unallocated – £48,568

### Area Capital Fund

LTP- New budget allocation 2015/16	£ 97,000
LTP- Carried Forward 2013/15	<u>£33,749</u>
Total budget for 2015-16	£130,749

Public Realm - New budget allocation 2015/16	£58,250
Public Realm - Carried Forward 2013/15	<u>£23,501</u>
Total budget for 2015-16	£81,751

Total Amount allocated this period	£51,894 LTP
	£51,758 Public Realm

LTP - Total Budget Remaining Unallocated	£78,855
Public Realm - Total Budget Remaining Unallocated	£29,993

### Ward: Mapperley – NDO: Fi Cusick

#### Safer Theme - Crime and anti social behaviour (ASB)

- Auto crime remains a priority policing issue and statistics are down on this time last year – 3 incidents in July 2015 – down 30% YTD
- Burglaries – 13 incidents in July 2015 – down 9% YTD.
- Criminal Damage - 12 incidents in July 2015

- Sexual offences – shows a slight increase in reported issues – 8 incidents in July 2015.
- Domestic Violence and Hate Crime have both seen a slight increase year to date – 11 incidents in July 2015.
- The Prostitution Task Force report that levels remain at a constant low with no reports of incidents from the community.
- The CCTV camera on Elm Bank remains fully operational and is working well.
- The newly purchased 3G CCTV camera is to be installed on St Bartholomew's Road due to reported incidents of ASB and drug dealing.
- Overall crime levels are down by 5% YTD.

### **Neighbourhood theme – Cleansing and Environmental issues**

- City Services continue to respond to litter and fly-tipping issues raised by residents and Councillors and cleanliness levels remain very good – score index of 89 for June 2015.
- Levels of fly-tipping have dramatically increased during June 2015. City Services are reactively clearing the fly-tips with Community Protection following up any leads provided.
- Work has taken place to progress Area Capital Schemes and NCH environmental schemes.

### **Working theme – unemployment**

- Data suggests that Young People, 50+ and long-term unemployed are our priority
- City College holds weekly job club sessions at Wells Community Centre, Thursdays 12-2pm

### **Ward Priorities**

- It is intended that these will be reviewed through the NAT and rewritten over the next couple of months

### **Day of Action 2015**

- The Mapperley NAT Team is currently working on ideas for a Day of Action for 2015. This is likely to take place in October and will be targeted to the Woodborough Road area but this is subject to change dependent on immediate priority issues.

### **Community engagement**

- Environmental Volunteering Days – contact John Simpson, Park Ranger 07971 880991  
19<sup>th</sup> September 2015 – 10-12  
17<sup>th</sup> October 2015 – 10-12  
21<sup>st</sup> November 2015 – 10-12
- St Ann's Residents Association – meets 6.30pm at Wells Community Centre  
14<sup>th</sup> September 2015 – 6.30pm  
12<sup>th</sup> October 2015 – 6.30pm  
9<sup>th</sup> November 2015 – 6.30pm  
14<sup>th</sup> December 2015 – 6.30pm

### **Consultation planned**

- Ward Forum dates;  
tbc
- **Ward Walks**  
17<sup>th</sup> September, 10-11am – St Bartholomews/Ball Street area  
23<sup>rd</sup> October, 3-4pm – area tbc

16<sup>th</sup> November, 3-4pm – area tbc

**Ward: Dales – NDO: Greg Foister**

**Safer Theme - Crime and anti social behaviour (ASB)**

**Crime and ASB report**

**Crime –**

From Ward data figures for July – All crime on Dales Ward is down by 14% (75 offences). Victim Based crime is down by 13% (56 offences).

Dales Ward is over average in relation to other Wards in two areas of thefts and ASB.

Burglary dwelling is down by 1 over the same period last year (23-22). In July we had 4 offences, of these 2 seemed to have been committed by an ex-partner. There are no patterns to the other offences.

Burglary Other – No issues identified, only 2 offences in July.

Vehicle Crime – 7 offences in July but down over the year from 33-23. In July, 3 vehicles stolen – a car, a boat and a quad bike. Of the 4 remaining thefts from vehicles they were all different type offences in different areas on the Ward.

Criminal Damage – Decrease 91-69 offences from same time last year. Over the month 15 offences and no patterns.

Current issues impacting on crime data July 2015 – Only areas showing an increase in the month and year are thefts. This is a combination of shop thefts (mainly from Co-op), Colwick Car Boot thefts, and various other thefts of pedal cycles, mobile phones etc. In addition Possession of Weapons – up from 3-7 over the year, this is more of an issue with how the incident is recorded.

**ASB –**

Hotspot patrol areas are Greenway Park, Meadow Lane, Colwick Road and usual areas of Boulevard/Kentwood etc.

Youth related ASB up by 11 incidents over the year, but no significant increase in the month or year. Noise continues to be the main area. There are a number of repeat callers but action is being taken where these premises are identified.

**Community Protection -**

In August Sneinton/Dales CPOs dealt with the following

Fixed Penalty Notice Issued- 1. Alcohol Confiscations-3. Businesses visited and Trade Waste License checked- 4. Councillor Casework items dealt with- 39. - 4. Graffiti Reported and Removed- 8. Fly tips reported for removal- 16. Section 215 -20 (The NAT has asked that these figures be explored in more detail to better understand the problem we have and to assist with the allocation of resources. This will be reflected in the NAT priorities currently being reviewed.

**Neighbourhood theme – Cleansing and Environmental issues**

The Dales Ward compares well generally in the area of cleanliness. The data supports local concerns regarding the problems of Dog Fouling, fly tipping, bins on streets and the perception of general cleanliness.

The NAT priorities are currently being reviewed and will reflect these concerns. Hot Spots for Dog Fouling, fly tipping and bins on street, are being identified and are currently being reviewed. In addition to this we are currently identifying the most problematic ally ways with a view to joint work between members of the NAT led by CP services. The Dales has recently purchased a new mobile camera which will be used as part of out work to address these issues, in addition to this the Nat is considering an additional week of action focusing on Sneinton Dale.

The Neighbourhood Operations Manager and his team (Street Scene) are working to improve the average bench mark and address seasonal issues. Hotspot streets for litter, bin contamination and fly tipping are being reviewed with a view to setting new NAT priorities. As above the Dales has recently purchased a new mobile camera which will be used as part of out work to address these issues.

The standard of our playgrounds and parks, along with the safety on our roads remains a concern for local people and local Cllrs. Cllrs have committed ACF monies to the development of the Greenway Park, along with being part of a successful WREN bid with Parks. Cllrs worked with Parks to consult with residents on design briefs as part of the recent Family Fun Day the implementation of the improvements is being planned.

A number of schemes have been funded out of Area Capital monies to improve road users and pedestrian safety. These schemes are currently being programmed.

The Windmill park has been identified by resident and Cllr, supported by CP and the Police as an area of concern for drug usage and vandalism. Cllrs have hosted a park summit to look at the issues, Parks are working with the users of the windmill park to write a new management plan. Area 6 NDOs have developed with partners a focused project to tackle drug dealing and misuse in this park, supported by Cllr funding. This park remains a significant priority for the NAT.

### **Community engagement**

Local Cllrs have a series of Ward Walks and Local Issues meeting planned for 2015/16. New times for some of the ward walks are being planned at the end of a working day. The detail of this can be found in the appendix to this report. The Neighbourhood action team are seeking two joint patch walks with NCH as part of this activity.

The local police are starting a new initiative called 'street by street' this is an opportunity for the police and community protection staff to meet local people. In addition the local police team are piloting a web based meeting.

The current review of the NAT priorities reflect the need to deal with a number of local problems raised by residents in the last period. They will build on the work that has been achieved over the last year. The priorities have been drawn together as a result of listening to local people in a number of forums and looking at the data available. As a result the priorities whilst broadly set out under themes, seek to identify specific locations that need prioritising where it can or specific cohorts of residents that need focusing on. The NAT has now moved its meetings to MCO and will take to the street 3 times a year; to both increase its engagement activity and check its assumptions.

The Sneinton week of Action this year (w/c 13<sup>th</sup> July) was a success again. Various crews from all partner agencies cleared 6 tons of waste from peoples gardens, talked to residents and carried out a number of home safety checks, worked with residents to improve their gardens, organised and judged a local good garden competition, organised a family event on the Friday afternoon. The week of action sought to act on the issues raised by local residents so in addition to enforcement activity and the community events, residents were involved in the garden awards. In addition to this STARA organised a residents litter pick.

The NAT and Cllrs are currently considering an additional week of action focused on Sneinton Dale, with a view to working with STARA and the local businesses.

Over the next period Cllrs and the NAT will be out and about consulting on the proposed development of the police station/library on Sneinton Dale,

### **Working theme – Unemployment**

The contract for providing youth employment work in the Area has been awarded to Nottingham City College. Currently provision is being delivered out of the Greenway Centre. The NAT and the NDO has asked that future work be delivered where possible from premises on Sneinton Dale to ensure that those young people who do not easily access these services have that opportunity.

Nottingham City College are currently planning a jobs fair that will be held on their site on Carlton Road. Details to follow.

The NDO is currently seeking the engagement of the Economic Development Team as the NAT priorities as due for review. All Data suggests that young people, 50+ and long term unemployed are our priority groups to focus on. Evidence also suggests that we have a very diverse make up of unemployed people. Future priorities will need to reflect delivery elements to focus on these groups.

No local monitoring Data has been received at the time of writing this report to assess the effectiveness of this programme against agreed targets.

### **Family and Community Team**

The reviewed NAT priorities will reflect not only the universal provision provided by the Family and Community Teams, but also the contribution of these teams to the wider priorities of the Area. For example their contribution to work on DV, sexual exploitation, their contribution to work with young people around pre employment activity and health and ensuring that identified young people in relationship to targeted provision are taken to the VPP.

The NAT is currently seeking the further involvement of the family and community team and the Local Area Partnership in its work.

### **Health**

The Health team have identified Ward based health priorities and have now provided the LM team with localised data. They have also provided the LM team with an up to date list of local service provision. Further discussion with the Health Team are being held to review the health priorities of the NAT and to look at the day to day business of tackling health in the Ward in line with the new strategic health plan.

### **Consultation planned**

(Please see the appendix of this report for details of local issues meetings, Ward Walks, Budget Consultation).

**3. OTHER OPTIONS CONSIDERED IN MAKING RECOMMENDATIONS**

3.1 None

**4. FINANCE COMMENTS (INCLUDING IMPLICATIONS AND VALUE FOR MONEY/VAT)**

4.1 None

**5. LEGAL AND PROCUREMENT COMMENTS (INCLUDING RISK MANAGEMENT ISSUES, AND LEGAL, CRIME AND DISORDER ACT AND PROCUREMENT IMPLICATIONS)**

5.1 None

**6. EQUALITY IMPACT ASSESSMENT**

Has the equality impact been assessed?

Not needed (report does not contain proposals or financial decisions) ☒

No ☐

Yes – Equality Impact Assessment attached ☐

Due regard should be given to the equality implications identified in the EIA.

**7. LIST OF BACKGROUND PAPERS OTHER THAN PUBLISHED WORKS OR THOSE DISCLOSING CONFIDENTIAL OR EXEMPT INFORMATION**

7.1 Neighbourhood Working Framework 2012 CLT report

**8. PUBLISHED DOCUMENTS REFERRED TO IN COMPILING THIS REPORT**

8.1 None

## SUMMARY PERFORMANCE REPORT

### AREA 6

#### St. Anns, Mapperley, Dales

Area Total	Category	Apr-15	May-15	Jun-15	Jul-15	Aug-15	Sep-15	Oct-15	Nov-15	Dec-15	Jan-16	Feb-16	Mar-16	Year To Date				YTD Crime Rates	
														2014-15	2015-16	Volume +/-	% Change	2014-15	2015-16
Area Committee 6	All Crime	323	386	347	333									1425	1389	-36	-3%	30.79	30.02
	Victim Based Crime	266	297	307	287									1225	1157	-68	-6%	26.47	25.00
	Criminal Damage	46	50	53	51									196	200	4	2%	4.24	4.32
	Theft	64	87	72	65									265	288	23	9%	5.73	6.22
	Dwelling Burglary	21	18	17	10									106	66	-40	-38%	2.29	1.43
	Violence	102	87	106	101									386	396	10	3%	8.34	8.56
	Domestic Violence	42	34	36	42									166	154	-12	-7%	3.59	3.33
	NTE Violence	0	0	0	0									4	0	-4	-100%	0.09	0.00
	Other Violence	60	53	70	59									216	242	26	12%	4.67	5.23
	ASB	251	235	237	285									1142	1008	-134	-12%	24.68	21.78
	Noise	106	79	102	115									497	402	-95	-19%	10.74	8.69
	Youth	41	58	48	55									221	202	-19	-9%	4.78	4.37
	Alcohol	46	42	35	45									167	168	1	1%	3.61	3.63
	Deliberate Fires	6	9	7	5									43	27	-16	-37%	0.90	0.56
	Average Quarterly Score	90	94	89										90	91	1	1%	N/A	N/A
	Cleanliness Score	1	8	9										16	18	2	13%	0.35	0.39
	Graffiti (reactive)	85	84	174										285	343	58	20%	6.16	7.41
	Fly-Tipping (reactive)	20	87	81										52	188	136	262%	1.12	4.06
	Dog Fouling (reactive)	1699	1646	1577	1616									8673	6538	-2135	-25%	180.63	136.17
	Unemployment																		

This report has been produced by the CDP pursuant to a brief provided by Neighbourhood Services. Please contact Daniel Dexter if you have any queries regarding the data.

[Daniel.Dexter@nottinghamcity.gov.uk](mailto:Daniel.Dexter@nottinghamcity.gov.uk),

Ext: 65709

Ward	Category	Apr-15	May-15	Jun-15	Jul-15	Aug-15	Sep-15	Oct-15	Nov-15	Dec-15	Jan-16	Feb-16	Mar-16	Year To Date				YTD Crime Rates	
														2014-15	2015-16	Volume +/-	% Change	2014-15	2015-16
St. Anns	All Crime	138	141	116	125									461	520	59	13%	33.00	37.23
	Victim Based Crime	102	91	99	102									387	394	7	2%	27.71	28.21
	Criminal Damage	21	13	12	19									56	65	9	16%	4.01	4.65
	Theft	22	20	28	17									79	87	8	10%	5.66	6.23
	Dwelling Burglary	8	3	4	1									36	16	-20	-56%	2.58	1.15
	Violence	44	37	40	43									138	164	26	19%	9.88	11.74
	Domestic Violence	16	16	16	19									57	67	10	18%	4.08	4.80
	NTE Violence	0	0	0	0									3	0	-3	-100%	0.21	0.00
	Other Violence	28	21	24	24									78	97	19	24%	5.58	6.94
	ASB	88	81	79	111									466	359	-107	-23%	33.36	25.70
	Noise	37	33	30	36									220	136	-84	-38%	15.75	9.74
	Youth	12	20	19	26									91	77	-14	-15%	6.51	5.51
	Alcohol	17	17	12	20									53	66	13	25%	3.79	4.73
	Deliberate Fires	3	4	1	2									13	10	-3	-23%	0.84	0.65
Average Quarterly Score	Cleanliness Score	88	94	86										90	89	-1	-1%	N/A	N/A
	Graffiti (reactive)	0	0	3										7	3	-4	-57%	0.50	0.21
	Fly-Tipping (reactive)	38	49	83										111	170	59	53%	7.95	12.17
	Dog Fouling (reactive)	8	35	47										24	90	66	275%	1.72	6.44
	Unemployment	719	726	690	715									3744	2850	-894	-24%	242.90	184.90

Ward	Category	Apr-15	May-15	Jun-15	Jul-15	Aug-15	Sep-15	Oct-15	Nov-15	Dec-15	Jan-16	Feb-16	Mar-16	Year To Date				YTD Crime Rates	
														2014-15	2015-16	Volume +/-	% Change	2014-15	2015-16
Pepperley	All Crime	87	113	111	111									442	422	-20	-5%	27.89	26.63
	Victim Based Crime	77	100	103	99									398	379	-19	-5%	25.12	23.92
	Criminal Damage	12	16	21	17									49	66	17	35%	3.09	4.17
	Theft	13	25	13	25									85	76	-9	-11%	5.36	4.80
	Dwelling Burglary	6	8	9	5									47	28	-19	-40%	2.97	1.77
	Violence	29	24	31	27									95	111	16	17%	6.00	7.00
	Domestic Violence	12	8	8	11									36	39	3	8%	2.27	2.46
	NTE Violence	0	0	0	0									0	0	0		0.00	0.00
	Other Violence	17	16	23	16									59	72	13	22%	3.72	4.54
	ASB	59	64	62	70									288	255	-33	-11%	18.17	16.09
	Noise	29	18	25	28									111	100	-11	-10%	7.00	6.31
	Youth	7	13	10	7									53	37	-16	-30%	3.34	2.33
	Alcohol	9	10	10	10									50	39	-11	-22%	3.16	2.46
	Deliberate Fires	2	2	4	2									10	10	0	0%	0.63	0.63
Average Quarterly Score	Cleanliness Score	91	92	89										92	91	-1	-1%	N/A	N/A
	Graffiti (reactive)	0	2	3										2	5	3	150%	0.13	0.32
	Fly-Tipping (reactive)	16	11	54										77	81	4	5%	4.86	5.11
	Dog Fouling (reactive)	2	6	8										12	16	4	33%	0.76	1.01
	Unemployment	450	435	434	440									2175	1759	-416	-19%	137.26	111.01



Ward	Category	Apr-15	May-15	Jun-15	Jul-15	Aug-15	Sep-15	Oct-15	Nov-15	Dec-15	Jan-16	Feb-16	Mar-16	Year To Date				YTD Crime Rates	
														2014-15	2015-16	Volume +/-	% Change	2014-15	2015-16
Dales	All Crime	98	132	120	97									522	447	-75	-14%	31.71	27.16
	Victim Based Crime	87	106	105	86									440	384	-56	-13%	26.73	23.33
	Criminal Damage	13	21	20	15									91	69	-22	-24%	5.53	4.19
	Theft	29	42	31	23									101	125	24	24%	6.14	7.59
	Dwelling Burglary	7	7	4	4									23	22	-1	-4%	1.40	1.34
	Violence	29	26	35	31									153	121	-32	-21%	9.29	7.35
	Domestic Violence	14	10	12	12									73	48	-25	-34%	4.43	2.92
	NTE Violence	0	0	0	0									1	0	-1	-100%	0.06	0.00
	Other Violence	15	16	23	19									79	73	-6	-8%	4.80	4.43
	ASB	104	90	96	104									388	394	6	2%	23.57	23.94
	Noise	40	28	47	51									166	166	0	0%	10.08	10.08
	Youth	22	25	19	22									77	88	11	14%	4.68	5.35
	Alcohol	20	15	13	15									64	63	-1	-2%	3.89	3.83
	Deliberate Fires	1	3	2	1									20	7	-13	-65%	1.19	0.42
Average Quarterly Score	Cleanliness Score	90	96	92										89	93	4	4%	N/A	N/A
	Graffiti (reactive)	1	6	3										7	10	3	43%	0.43	0.61
	Fly-Tipping (reactive)	31	24	37										97	92	-5	-5%	5.89	5.59
	Dog Fouling (reactive)	10	46	26										16	82	66	413%	0.97	4.98
	Unemployment	530	485	453	461									2754	1929	-825	-30%	164.38	115.14

**This page is intentionally left blank**

# Mapperley Ward Priorities.

Theme	Priorities	Key Actions	Secondary actions	Outcome	Lead
Safer	<u>Autocrime</u>	<ul style="list-style-type: none"> <li>- Police patrols</li> <li>- Leafletting</li> <li>- Awareness raising</li> </ul>	Awareness material at public meetings	Reduction in occurrences of car crime	Police
	<u>Prostitution and kerb crawling</u>	<ul style="list-style-type: none"> <li>- Prostitution Task Force (PTF) patrols</li> <li>- Signpost to services</li> <li>- Activity cessation for new girls</li> </ul>	Signpost to services Respond to reported issues	Reduction in numbers of prostitutes and kerb crawling	Police/PTF
	<u>ASB/Drug dealing around Wells Road</u>	<ul style="list-style-type: none"> <li>- Operation Grandiose</li> <li>- Operation Vanguard</li> <li>- Reduce incidences of crime and ASB</li> </ul>	Monitor CCTV and update Police Report all incidences Take enforcement action against perpetrators in NCH/NCC properties	Reduction in ASB and drug offences	Police NCH Metropolitan
	<u>Speeding Ransom Rd</u>	<ul style="list-style-type: none"> <li>- Speedwatch ops</li> </ul>	Pedestrian crossing installation Vehicle Activated Signs Crown-lift trees to improve lighting PFI Lighting improvements	Safer for pedestrians Conviction of speeding cars	Police Road Safety Team
	<u>Dog Control</u>	<ul style="list-style-type: none"> <li>- Dog control order</li> </ul>	Awareness leaflet	Reduction in out of control dogs Improvement in dog ownership/responsibility	CPS Police
	<u>Domestic Violence</u>	<ul style="list-style-type: none"> <li>- Raise awareness of healthy relationships at all youth sessions</li> </ul>	Training for staff	More reporting of incidents	FCT

Theme	Priorities	Key Actions	Secondary actions	Outcome	Lead
<b>Neighbourhoods</b>	<u>Litter</u>	- Regular cleaning regime	Awareness raising	As clean as the City Centre	City Services
	<u>Fly-tipping</u>	- Short response time to clear tip sites - Identify and report incidences of fly-tipped items	CPS fixed penalty notices issued	As clean as the City Centre	City Services CPS NCH Metropolitan
	<u>Housing Health &amp; Safety Rating System</u>	- To resolve issues at 3a Mapperley Hall Drive		Prevent potential insurance claims	NCH
<b>Families</b>	<u>Welfare Reform</u>	- Reduce risk of rent arrears and hard to let properties		Fewer tenants in debt	Metropolitan NCH
Page 52	<u>Money Management &amp; Budgeting Skills</u>	- To provide support and information		Fewer families in poverty	Metropolitan NCH
	<u>Domestic Violence</u>	- Raise awareness of healthy relationships at all youth sessions	Training for staff	More reporting of incidences	FCT
	<u>C-Card Scheme</u>	- To find suitable venues for C-Card sessions		Reduction in teenage pregnancy rates	FCT
	<u>Mentoring</u>	- Roll out to parents, carers and young people	Development and education		All

Theme	Priorities	Key Actions	Secondary actions	Outcome	Lead
<b>Working</b>	<u>Support residents in finding work, training or education</u>	<ul style="list-style-type: none"> <li>- Renewal Trust to deliver a peripatetic job shop in the Ward</li> <li>- Metropolitan Housing to deliver work club and job shop on Wednesdays, Money Advice drop in, NCHA I.T. classes</li> <li>- NCH to deliver tenant academy workshops</li> <li>- NDO to promote Nottingham Jobs Fund opportunities</li> <li>- Travel discounts for jobseekers and new starters</li> </ul>	Increase employment and volunteering opportunities	More local people into work, training or education	Renewal Trust
					Metropolitan Housing
					Nottingham City Homes
					Neigh'd Management
	<u>Mentoring for parents and carers</u>	<ul style="list-style-type: none"> <li>- Provision of courses to be looked at</li> </ul>	Helping residents to access jobs and training		Sustrans
	<u>Domestic Violence</u>	<ul style="list-style-type: none"> <li>- Raise awareness of healthy relationships at all youth sessions</li> </ul>	Development and education	More reporting of incidences	Family & Communities Team
					Families & Communities Team

Theme	Priorities	Key Actions	Secondary actions	Outcome	Lead
<b>Health</b> <b>(these priorities are currently in the process of being reviewed and updated)</b>	<u>Promote healthier lifestyles</u>	Health Promotion at events  Increase health pledges		Improved health of local residents  500 health pledges	NHS Decade of Better Health Team

# Mapperley Ward Ward Walks 2014.

Area/Estate	Date/Time	Meeting Point
St Bartholomew's Road/Ball Street	17 <sup>th</sup> September 2015, 10-11am	St Bartholomew's junction with Wells Road
Tbc	23 <sup>rd</sup> October 2015, 3-4pm	Tbc
Tbc	16 <sup>th</sup> November 2015, 3-4pm	tbc

# Mapperley Ward Community Meetings 2014.

Group	Date/Time	Venue
STANNRA	14 <sup>th</sup> September 2015 – 6.30pm	Wells Community Centre
	12 <sup>th</sup> October 2015 – 6.30pm	Wells Community Centre
	9 <sup>th</sup> November 2015 – 6.30pm	Wells Community Centre
	14 <sup>th</sup> December 2015 – 6.30pm	Wells Community Centre

# Mapperley Ward Community Engagement (Events Delivered)

Event	Lead Partner	Date/Time	Venue
Armed Forces Day	Lesley Ghandte	20 <sup>th</sup> June 2015 – 12-5pm	Mapperley Sports Village
Party in the Park	EPIC/Friends of Coppice Park	7 <sup>th</sup> August 2015 – 12-6pm	Coppice Park
Summer Programme	HEAT	1 <sup>st</sup> & 22 <sup>nd</sup> August 2015 – 1-4pm	Brickyard Community Centre
Brewsters Park Fun Day	Metropolitan Housing	22 <sup>nd</sup> August 2015, 12-4pm	Brewsters Park

# Mapperley Ward Future Events and Activities Planned

Event	Lead Partner	Date/Time	Venue
Sycamore & Coppice Park Volunteering Sessions	John Simpson	19 <sup>th</sup> September 2015 – 10-12	Tbc
		17 <sup>th</sup> October 2015 – 10-12	Tbc
		21 <sup>st</sup> November 2015 – 10-12	Tbc



# Mapperley Ward Finance

## Ward Councillor Budgets

Total available for 2015-16	£24,549
Total amount allocated this period	<u>£15,339</u>
Budget remaining unallocated	<u>£ 9,210</u>

## Area Capital Fund

LTP new budget allocation 2015-16	£59,000
LTP schemes	<u>£50,889</u>
LTP total budget for 2015-16	<u>£ 8,111</u>

Public Realm new budget allocation 2015-16	£35,350
Public Realm schemes	<u>£ 5,000</u>
Public Realm total budget for 2015-16	<u>£30,800</u>

LTP total amount allocated this period	£50,889
Public Realm total amount allocated this period	£ 5,000

## Others – Section 106, NCH Environmentals, Other Funding

None this period

**This page is intentionally left blank**

# Dales Ward Priorities (currently being reviewed).

Theme	Priorities	Key Actions	Outcomes	Lead
Safer	To reduce crime in the Dales Ward by focusing on Damage, Violence and Burglary	1. Identify local hot spots, patterns and individuals. Resourcing with visible patrols at key hotspot times and locations. CPOs to undertake an environmental street audit on 'hotspot streets' tackling street lighting issues/overgrown areas and various environmental issues affecting crime. NPT to report environmental issues that could impact on crime to NAT for immediate action	Reduction in dwelling burglary, Criminal Damage and violence  1 x environmental audit a week by Cop's to include hotspots	Richard Hunter  Garry Newton
		2. Follow up identified ASB/Crime with problem solving by Neighbourhood Police Team and Community Protection in conjunction with ASB Team and ASB Officer reporting the outcome to the NAT.		Richard Hunter
	To reduce antisocial behaviour In the Dales Ward.	1. Identify the causes of ASB in the Dales ward; Neighbour and alcohol related noise, Identify the top two locations; Windmill Park, Sneinton Dale and address these using the existing NAT/NPT resources. Identify location of Street drinking in Ward which is currently a	Reduction in noise/alcohol ASB related problems across the Ward.	Richard Hunter

	Tackle, drug taking and dealing particularly on parks and open spaces.	Neighbourhood priority; parks and Sneinton Boulevard		
		2. Work to promote the responsible dog charter and dog control order. -Cops to continue to sign people up to the charter,	25 more dog owners signed up to the dog pledge each month. Report to Area Committee in Feb 2013 re consulting on Dog Control order	Garry Newton  Abu Belim
		3. Identify four hotspot areas for dog fouling; Rossington Road, Kentwood Road, Edale rise, Mill view Close CPO operations to tackle this issue.	1x dog operation a month by CPO's. Reduction in number of dog fouling incidents	Garry Newton
		4. identify the to five hotspots for fly tipping; Westwood and Kentwood Road, Taylor Close, Race Course Road and Millview Close and seek to address solutions via the NAT	Reduction in the number of reported fly tips 1x NPT operation a month.	Leon Lewis
		1. Identify the top three locations for Drug dealing and using in the Ward; Windmill Park, Greenway Park Hermitage Caves and work with the NAT to solve these problems;	Reduction in available locations for dealing and using  Integrated windmill park management plan  Consultation plan for Hermitage Caves established	Richard hunter  Martin Harris  Kristian Murden
			Greenway park improvement plan	Martin Harris

	Assist with the integration of emerging communities and families	1. Work with the NDO to establish an initial meeting of local projects interested in developing this area of work.		Greg Foister
	Reduce repeat reporting of domestic violence.	1. Seek to address the issue of Domestic Violence in partnership with other agencies in the Dales Ward modelling the work in the area; training, information, promoting campaigns and sharing best practice around DV issues	Increased reports to the 24hr helpline or police Reduction of repeated reports of domestic violence	Richard Hunter and Greg Foister
	Seek to protect vulnerable people within the Dales Ward	NPT to attend the YPP and the CPP		Richard Hunter/ Kathleen Thomas
	To raise the profile of the Neighbourhood Policing Team, and to engage local residents in local police priority setting.	1. To attend the Local Issues Meeting across the ward and review priority quarterly	1x monthly LIG	Richard Hunter
		2. To identify three local issues meeting with the NDO to talk to local residents about policing priorities.	3x prioritisation meetings a year	Richard Hunter
		3. Attend LIFE events at the local schools	1x yearly	Richard Hunter
		4. To have a stall at the NAT on the Street Markets.	4x yearly	Greg Foister
		5. Monthly website and		Richard Hunter

		neighbourhood alert updates for neighbourhood priority.		
<b>Neighbourhoods</b>	To tackle levels of fly tipping.	1.NOM to identify the top five local fly tipping hot spots including; mill view, Taylor close, Kentwood/Westwood and race course road, your supermarket. To work with the NAT to address these issues.	Reduction in number of fly tips	Leon Lewis
	To tackle the ongoing issue of bins on streets	1.NOM, CPO and ASB Officers to identify the top residential and business offenders and addressing appropriately including; Rossington Road and Sneinton Boulevard	Reduction in the number of bins on street and number of repeat bin contaminators	Greg Foister/ Garry Newton
	To reduce dog fouling, and promote responsible dog ownership	1. NOM, NDO and CPOs to identify four hot spots including Edale rise and mill view and ensure these are prioritised.	Reduction of incidents of dog fouling Publishing of the FIDO report identifying hot spots	Leon Lewis
	Improve local parks.	1. MH to identify top three parks for improvement including; Greenway Park for development and, Windmill park for a new management plan.	Consultation plan complete by summer 2014 Works on Greenway Park programmed by summer 2014	Martin Harris
	Ensure the views of local people assist in setting priorities.	1.NDO to organise monthly local issues meetings and ward walks with the local Cllrs	12x LIGS 12x Ward Walks	Greg Foister

	Support the work of Community Associations and groups	2. NAT to hold a week of action once a year.	1x yearly	Greg Foister
		3.GF to organise 'NAT to the Street' market days	4x yearly	Greg Foister
		1. GF to work with the CA in line with current arrangements.		Greg Foister
<b>Families</b>	To meaningfully engage children, young people and families into the community/supported services	<p>1. Children 0-5 Stay and play Ward Walks with young people Baby Clinic</p> <p>2. Play and Youth 5-19</p> <p>a. Friday night session at Greenway and involvement in the Greenway Park Development</p> <p>b. Work with economic development to ensure young people are employment ready – confidence building.</p> <p>c. Work with Economic development and Sustrans to assist young people in finding ways to travel to work</p> <p>3. Family Support</p> <p>a. Work with the Renewal Trust worker in identifying the needs of the Roma Families</p> <p>b. Family relationships stall on the Nat Street Market on WOA weeks.</p>	<p>25 young people engaged in the Greenway Park consultation</p> <p>Reduction in youth unemployment</p> <p>Increased participation of young people in employment and skills activities</p> <p>Improved relationships with the 'Roma' young people via senior membership</p>	<p>Delroy Peterkin</p> <p>Kathleen Thomas</p> <p>Kathleen Thomas</p> <p>Kathleen Thomas</p>

		4. Ensure that issues raised at the Nat re young people and targeted provision are taken to the YPP, including the need for outreach provision	Increase referrals to the YPP enabling better targeting of services	Kathleen Thomas
Health  Page 64	Improve well being in the community. By promoting a better decade for health; Tackling the ward priorities of high levels of coronary heart disease, diabetes, obesity and low levels of exercise and poor eating.	To identify the ward based health priorities (where the dales ward fair worst than the city average) and delivery model to tackle this for the next period.  In the meantime tackle the priorities set out below 1.Targeted work with South Asian families carried our by Muslim Community Organisation 2 Cancers- Lung and Breast; Change Makers 2 theatrical performances to be delivered that raise the important issues of the cancers 3. Mental Health and Wellbeing; Decade of Better Health Red Booklet 200-Door to door drops Targeted at specific streets identified in the NAT. Decade of Better Health Newsletter for Sneinton 1,000. 4. To have a stall at the Nat to the street market. 5. Overweight and Obesity inc Physical Activity; To raise awareness of the	AWAITING UPDATE ON SPECIFIC ACTIONS AND OUTCOMES	



		healthy eating services and 7. Smoking; To raise awareness of the smoking 'New Leaf' sessions by distributing Decade of Better Health Red Booklet		
Working	To write an employment and skills plan for the ward that identifies the context and meaning for the work that we will do; this should include ward data, mapping, targets and delivery model.	<p>1. To initiate an area based employment and training group with ward focus to engage and develop key partners around the issues of employment and skills plan</p> <p>2. To work with the lead body to ensure that their current provision fits with the agreed local ward plan. This should include these priorities for 2014/15</p> <ol style="list-style-type: none"> <li>1 Reduction in youth unemployment</li> <li>2 Reduction in long term unemployment</li> <li>3 Increase profile of E&amp;S provision in Area 6</li> <li>4 Incorporate financial inclusion debt and benefit advice in provision</li> <li>5 Deliver programme of community recruitment and information events</li> <li>6 Delivery of Community Coordination activity</li> </ol> <p>3. To work with partners to ensure that they contribute</p>	Local Jobs Fair 13th March 2014-02-06  Increased participation in employment and skills opportunities for young people, 50 plus and long term unemployed.	Jill Smith

		to the local employment and skills plan. 4. To organise and host an Area wide jobs fair targeting local people and local jobs.		
--	--	---	--	--

## Dales Ward Community Engagement. Ward Walks 2015.

Area/Estate	Date/Time	Meeting Point
Bakerdale and Sunnydale	2 <sup>nd</sup> September 2015, 9am	TBC
Linton Rise	13 <sup>th</sup> October 2015, 9am	TBC
Trent Road and Lane	11 <sup>th</sup> November 2015, 9am	TBC
Newark Crescent	9 <sup>th</sup> December 2015, 9am	TBC

## Dales Ward Community Meetings.

Group	Date	Venue
STARA	4 <sup>th</sup> Tuesday of every month 7pm	St Christopher's Church Hall

## Dales Ward Community Engagement (Events Delivered)

Event	Lead Partner	Date/Time	Venue
Local Issues Meeting	NCC	15 <sup>th</sup> July	BANCA
Dales Week of Action	NCC – NAT  STARA	w/c 13 <sup>th</sup> July 17 <sup>th</sup> July Family Fun Eve 18 <sup>th</sup> July Residents Litter Pick	Skipton Circus/ Shelford Rise The Mounts Windmill and the Dale
Drop in re Port Arthur Road etc	NCC	29 <sup>th</sup> July consultation	Greenway Centre
Family Fun Event	Community Organisers	25 <sup>th</sup> July inc Greenway Park Consultation	Greenway Park

# Dales Ward Community Engagement (Future Events and Activities Planned)

Event	Lead Partner	Date/Time	Venue
Police Street by Street Walks	Police Beat Teams	TBC	TBC
Local Issues Meetings 2015 all starting at 6.30pm	NCC	27th November (cancelled) Jan Thursday 15 <sup>th</sup> Budget Consultation Feb Tuesday 17 <sup>th</sup> March Thursday 19 <sup>th</sup> April NO May Tuesday 26 <sup>th</sup> June Wednesday 24 <sup>th</sup> 10am July Wednesday 22 <sup>nd</sup> Aug NO September Thursday 24 <sup>th</sup> Oct Tuesday 20 <sup>th</sup> Nov Thursday 19 <sup>th</sup> Dec Tuesday 15 <sup>th</sup>	Sneinton Library Greenway Centre  MCO URC  Chattle Café Carlton Hill Carlton Folds BANCA  Greenway MCO URC BANCA
Ward Walks	NCC - Cllrs	2 <sup>nd</sup> September 13 <sup>th</sup> October 11 <sup>th</sup> November 9 <sup>th</sup> December	Bakerdale Road Linton Rise Trent Road Newark Crescent

## Dales Ward Finance.

### Ward Councillor Budgets

Unspent Committed Balances b/fwd 14/15	9,169
Uncommitted Balances b/fwd 14/15	201
<b>Balance as at 31/03/2015</b>	<b>9,370</b>
Budget Allocated 15/16	15,000
<b>Balance Available 15/16</b>	<b>24,370</b>
Allocated Funds (Spent & Unspent) 15/16	15,358
<b>Uncommitted Balances as at 31/03/16</b>	<b>9,012</b>

### Area Capital Fund 2013/2015

2013-2015 LTP allocation	£136,000
LTP carried forward from 2011-2013	£27,254
2013 - 2014 Public Realm allocation	£40,800
Public Realm carried forward	£0
2014 - 2015 Public Realm allocation	£40,800
<b>Total Available 2011 - 2013 ACF</b>	<b>£244,854</b>
<i>*Less LTP schemes</i>	<i>£166,111</i>
<i>**Less Public Realm schemes</i>	<i>£85,850</i>
<i>***Decommitted funds</i>	<i>£7,107</i>
<b>Remaining available balance</b>	<b>£0</b>
LTP element remaining	£0
Public Realm element remaining	£0

### Area Capital Fund 2015/2016

2015-2016 LTP allocation	£68,000
LTP carried forward from 2013-2015	£0
2015 - 2016 Public Realm allocation	£40,800
Public Realm carried forward from 2013-2015	£0
<b>Total Available 2015 - 2016 ACF</b>	<b>£108,800</b>
<i>*Less LTP schemes</i>	<i>-</i>
<i>**Less Public Realm schemes</i>	<i>£23,945</i>
<i>***Decommitted funds</i>	<i>£0</i>
<b>Remaining available balance</b>	<b>£83,105</b>
LTP element remaining	£66,250
Public Realm element remaining	£16,855

### Others – Section 106, NCH Environmentals, Other Funding

NCH Environmental allocation for the Dales ward for 2015/2016 is £43,129.

**AREA COMMITTEE EAST (ACE) (Dales, Mapperley, St Ann's)**  
**- 15<sup>th</sup> September 2015**

<b>Title of paper:</b>	<b>AREA CAPITAL FUND - 2015/2016 Programme</b>	
<b>Director(s)/ Corporate Director(s):</b>	Andy Vaughan Strategic Director of Commercial and Neighbourhood Services	<b>Wards affected:</b> Dales, Mapperley & St Ann's
<b>Report author(s) and contact details:</b>	Michelle Graley Neighbourhood Development Officer – St Ann's Ward 0115 8839808 <a href="mailto:michelle.graley@nottinghamcity.gov.uk">michelle.graley@nottinghamcity.gov.uk</a> Greg Foister Neighbourhood Development Officer – Dales Ward 0115 8839807 <a href="mailto:greg.foister@nottinghamcity.gov.uk">greg.foister@nottinghamcity.gov.uk</a> Fi Cusick Neighbourhood Development Officer – Mapperley Ward 0115 8839728 <a href="mailto:fi.cusick@nottinghamcity.gov.uk">fi.cusick@nottinghamcity.gov.uk</a>	
<b>Other colleagues who have provided input:</b>	Nancy Hudson, Projects Officer, Highway Services Tel: 0115 8765633 <a href="mailto:Nancy.hudson@nottinghamcity.gov.uk">Nancy.hudson@nottinghamcity.gov.uk</a>	
<b>Date of consultation with Portfolio Holder(s) (if relevant)</b>	N/A	
<b>Relevant Council Plan Strategic Priority:</b>		
Cutting unemployment by a quarter		<input type="checkbox"/>
Cut crime and anti-social behaviour		<input type="checkbox"/>
Ensure more school leavers get a job, training or further education than any other City		<input type="checkbox"/>
Your neighbourhood as clean as the City Centre		<input type="checkbox"/>
Help keep your energy bills down		<input type="checkbox"/>
Good access to public transport		<input type="checkbox"/>
Nottingham has a good mix of housing		<input type="checkbox"/>
Nottingham is a good place to do business, invest and create jobs		<input type="checkbox"/>
Nottingham offers a wide range of leisure activities, parks and sporting events		<input type="checkbox"/>
Support early intervention activities		<input type="checkbox"/>
Deliver effective, value for money services to our citizens		<input type="checkbox"/>
<b>Summary of issues (including benefits to citizens/service users):</b>		
This report provides Councillors with :- <ul style="list-style-type: none"> <li>Latest spend proposals under the Area Capital Fund including highways and footways</li> </ul>		
<b>Recommendation(s):</b>		
<b>1</b>	Note the monies available to Dales, Mapperley, and St Ann's Wards for 2015/2016 as outlined in Appendix 1.	
<b>2</b>	Approve the Area Capital Programme of schemes for Dales, Mapperley, and St Ann's for 2015/2016, as set out in Appendix 1.	

## **1. REASONS FOR RECOMMENDATIONS**

- 1.1 The Nottingham LTP strategy 2011-2026 maintains a commitment to deliver local transport improvements across Nottingham's Neighbourhoods and prioritises small scale transport improvements of importance to local communities.

As part of the budget process Nottingham City Council approved in March **2015** an LTP capital allocation of **£1.25** million citywide between **2015- 2016**.

## **2. BACKGROUND (INCLUDING OUTCOMES OF CONSULTATION)**

- 2.1 The Area Capital Programme was established to improve the environment of the neighbourhoods and to create a sense of place for residents in order to improve the quality of life of local people. Since it was established in 2006 to meet the then corporate priority of "Transforming Neighbourhoods" the Area Capital Fund has included a total programme expenditure portfolio of £40 million. The improvements that have been carried out to date using this programme have included footpath, fences, visual enhancements to public realm, refurbishment of parks and improvements to public buildings.
- 2.2 Resources are allocated from the Nottingham City Council general fund, the Local Transport Plan (LTP) and from the Housing revenue Account. To achieve a joint approach to environmental improvements in neighbourhoods, a greater degree of flexibility has been established to prioritise and deliver improvements so that there is a synergy in local solutions for local issues across neighbourhoods.
- 2.3 The programme of works is a rolling programme. There have been instances where schemes are started, with strong community involvement and interest, only to be altered at a later stage due to changing circumstances such as economic conditions and changes in land values.
- 2.4 The Area Committee, particularly community representatives, are invited to comment specifically on those schemes identified in the proposals column and also to consider whether certain schemes can be linked to other programmes of work in order to generate best value and create a greater impact on the local area.

## **3. OTHER OPTIONS CONSIDERED IN MAKING RECOMMENDATIONS**

- 3.1 None

## **4. FINANCE COMMENTS (INCLUDING IMPLICATIONS AND VALUE FOR MONEY/VAT)**

- 4.1 Bringing together the various strands which form part of the Area Capital Programme enables the City Council to respond efficiently in delivering on public realm improvements as identified by local people.

## **5. LEGAL AND PROCUREMENT COMMENTS (INCLUDING RISK MANAGEMENT ISSUES, AND LEGAL, CRIME AND DISORDER ACT AND PROCUREMENT IMPLICATIONS)**

- 5.1 A risk register has been produced which is regularly monitored.

**6. EQUALITY IMPACT ASSESSMENT**

Has the equality impact been assessed?

Not needed (report does not contain proposals or financial decisions) ☒

No ☐

Yes – Equality Impact Assessment attached ☐

Due regard should be given to the equality implications identified in the EIA.

**7. LIST OF BACKGROUND PAPERS OTHER THAN PUBLISHED WORKS OR THOSE DISCLOSING CONFIDENTIAL OR EXEMPT INFORMATION**

7.1 Highways Framework Agreement.

**8. PUBLISHED DOCUMENTS REFERRED TO IN COMPILING THIS REPORT**

8.1 Executive board report 24 February 2015, as part of item 15, Medium Term Financial Plan 2015/16-2017/18, under Annex 3, Capital Programme.

**This page is intentionally left blank**



## Dales Area Capital 2015 - 2016 Programme

### Dales LTP schemes

Location	Type	Councillor Prioritised / Area Committee Approved	Estimate	Estimated start date	Completed	Details
Candle Meadow	Study	Prioritised 22 July 2015	£1,750			Assessment study for removal of an existing build-out adjacent to Crabtree Fields - lead service - Traffic & Safety

Total LTP schemes\*

£1,750

### Dales Public Realm schemes

Location	Type	Councillor Prioritised / Area Committee Approved	Estimate	Estimated start date	Completed	Details
Rossington Road	area improvement	Prioritised 21 August 2015	£2,945	-		Measures to address ASB in alleyway at rear of Rossington Road
Dales Ward gating	gate locks	Prioritised 3 August 2015	£5,000	-		Additional funding to programme of lock replacement to shared gates across Dales ward - lead service: Neighbourhood Management
Dales Ward	area improvement	Prioritised 3 August 2015	£10,000	-		Additional funding to area improvement across Dales ward - lead service: Neighbourhood Management
Dales Ward trees	tree works	Approved June 2015	£5,000	tbc		Contribution to 3 year city-wide programme of felling inappropriately placed trees and replacement tree planting - lead service: Parks & Open Spaces
Dales Ward gating	gate locks	Approved June 2015	£1,000	-		Programme of lock replacement to shared gates across Dales ward - lead service: Neighbourhood Management

Total Public Realm schemes\*\*

£23,945

### Dales Withdrawn schemes

Location	Type	Reason	Amount	Details

Total Decommited\*\*\*

£0

2015-2016 LTP allocation

£68,000

LTP carried forward from 2013-2015

£0

2015 - 2016 Public Realm allocation

£40,800

Public Realm carried forward from 2013-2015

£0

**Total Available 2015 - 2016 ACF**

**£108,800**

\*Less LTP schemes

- £1,750

\*\*Less Public Realm schemes

- £23,945

\*\*\*Decommitted funds  
**Remaining available balance**  
 LTP element remaining  
 Public Realm element remaining

+ £0  
**£83,105**  
 £66,250  
 £16,855

### Mapperley Area Capital 2015 - 2016 Programme

#### Mapperley LTP schemes

Location	Type	Councillor Prioritised / Area Committee Approved	Estimate	Estimated start date	Completed	Details
Dooland Drive	parking scheme	Prioritised 13 August 2015	£389			NCC contribution to NCH disabled parking improvements on Dooland Drive - lead service: NCH
Astley Drive	lighting	Prioritised 13 August 2015	£1,000			Additional lighting column at Astley Park - lead service: Street Lighting
Redcliffe Road/Mapperley Road junction	feasibility study	Prioritised 7 August 2015	£3,500			Study into measures to prevent future accidents at Redcliffe Rd/Mapperley Rd junction - lead service: Traffic & Safety
Vells Road area	lining	Prioritised 7 August 2015	£7,500			Introduction of double yellow line junction protection for streets off Wells Road, to include Ball St, Colborn St, Richmond Ave, Abbey Gr, Eccles Way, Botany Ave, Brewsters Rd, Pearmain Dr, Warton Ave, Mickleborough Ave, Kildare Rd, Landmere Gdns, Wells Gdns, Dooland Dr - lead service: Traffic & Safety
Mapperley Ward crossings	dropped crossings	Prioritised 7 August 2015	£10,000			Provision of four pairs of dropped crossings at locations to be identified across the ward - lead service: Traffic & Safety
Mapperley Road Phase 1	parking	Approved June 2015	£20,000	tbc		Provision of scheme to alleviate parking issues in the Mapperley Road area - lead service: Traffic & Safety
Belvoir Street area	parking	Approved June 2015	£8,500	tbc		Residents parking scheme survey looking into issues around obstructive parking on narrow roads - lead service: Traffic & Safety

Total LTP schemes\*

£50,889

#### Mapperley Public Realm schemes

Location	Type	Councillor Prioritised / Area Committee Approved	Estimate	Estimated start date	Completed	Details
Mapperley Ward trees	tree works	Approved June 2015	£5,000	tbc		Contribution to 3 year city-wide programme of felling inappropriately placed trees and replacement tree planting - lead service: Parks & Open Spaces

Total Public Realm schemes\*\*

£5,000

#### Mapperley Withdrawn schemes

Location	Type	Reason	Amount	Details
----------	------	--------	--------	---------

Total Decommitted***			£0	
2015-2016 LTP allocation			£59,000	
LTP carried forward from 2013-2015			£0	
2015 - 2016 Public Realm allocation			£35,350	
Public Realm carried forward from 2013-2015			£450	
<b>Total Available 2015 - 2016 ACF</b>			<b>£94,800</b>	
*Less LTP schemes	-		£50,889	
**Less Public Realm schemes	-		£5,000	
***Decommitted funds	+		£0	
<b>Remaining available balance</b>			<b>£38,911</b>	
LTP element remaining			£8,111	
Public Realm element remaining			£30,800	

## St Anns Area Capital 2015 - 2016 Programme

### St Anns LTP schemes

Location	Type	Councillor Prioritised / Area Committee Approved	Estimate	Estimated start date	Completed	Details
Hungerhill Road	Carriageway	Panel approval 9 April 2015	£49,056	15/06/15	yes	Contribution to resurfacing of Hungerhill Road from Aster Road to Ransom Road (total scheme £111k) - lead service: Highway & Energy Infrastructure
Rothley Avenue/Anstey Rise	Fencing	Approved June 2015	£2,838	fencing on order		Erection of fence to prevent children running off the green on a blind bend - lead service: Highway Maintenance

Total LTP schemes\* £51,894

### St Anns Public Realm schemes

Location	Type	Councillor Prioritised / Area Committee Approved	Estimate	Estimated start date	Completed	Details
St Anns Ward CCTV	security	Approved June 2015	£600	-	yes	to cover works to facilitate deployment of mobile CCTV cameras - lead service: Neighbourhood Management
King Edwards Park	football field	Approved June 2015	£3,380	tbc		Additional funding to previous scheme, to cover design, planning approval and project management - lead service: Parks & Open Spaces
Sycamore School	floodlighting	Approved June 2015	£29,645	tbc		Contribution to floodlight works at Sycamore School for community football club (deferred from previous cycle - lead service: TBC
St Anns Ward trees	tree works	Approved June 2015	£5,000	tbc		Contribution to 3 year city-wide programme of felling inappropriately placed trees and replacement tree planting - lead service: Parks & Open Spaces
Windmill Lane link footpath	wall repair	Panel approval 28 April 2015	£13,133	-	yes	Repair of wall on link footpath between Windmill Lane and Spalding Road - lead service: Environmental Health

Total Public Realm schemes\*\* £51,758

### St Anns Withdrawn Schemes

Location	Type	Reason	Amount	Details

Total Decommited\*\*\* £0

2015-2016 LTP allocation £97,000  
LTP carried forward from 2013-2015 £33,749

2015 - 2016 Public Realm allocation	£58,250
Public Realm carried forward from 2013-2015	£23,501
<b>Total Available 2015 - 2016 ACF</b>	<b>£212,500</b>
*Less LTP schemes	- £51,894
**Less Public Realm schemes	- £51,758
***Decommitted funds	+ £0
<b>Remaining available balance</b>	<b>£108,848</b>
LTP element remaining	£78,855
Public Realm element remaining	£29,993

**This page is intentionally left blank**

**AREA COMMITTEE EAST – 15<sup>th</sup> September 2015**

<b>Title of paper:</b>	Delegated Authority Projects	
<b>Director(s)/ Corporate Director(s):</b>	Andy Vaughan Strategic Director Commercial and Neighbourhood Services	<b>Wards affected:</b> St Ann's Dales Mapperley
<b>Report author(s) and contact details:</b>	Michelle Graley – Neighbourhood Development Officer , St Anns 0115 8839808	
<b>Other colleagues who have provided input:</b>	Greg Foister, Neighbourhood Development Officer, Dales 0115 8839807 <a href="mailto:greg.foister@nottinghamcity.gov.uk">greg.foister@nottinghamcity.gov.uk</a> ; Fi Cusick Neighbourhood Development Officer Mapperley 0115 8839806 <a href="mailto:fi.cusick@nottinghamcity.gov.uk">fi.cusick@nottinghamcity.gov.uk</a>  Anita Winter Senior Accounts Technician <a href="mailto:Anita.Winter@nottinghamcity.gov.uk">Anita.Winter@nottinghamcity.gov.uk</a>	
<b>Date of consultation with Portfolio Holder(s) (if relevant)</b>	N/A	
<b>Relevant Council Plan Strategic Priority:</b>		
Cutting unemployment by a quarter		<input type="checkbox"/>
Cut crime and anti-social behaviour		<input type="checkbox"/>
Ensure more school leavers get a job, training or further education than any other City		<input type="checkbox"/>
Your neighbourhood as clean as the City Centre		<input type="checkbox"/>
Help keep your energy bills down		<input type="checkbox"/>
Good access to public transport		<input type="checkbox"/>
Nottingham has a good mix of housing		<input type="checkbox"/>
Nottingham is a good place to do business, invest and create jobs		<input type="checkbox"/>
Nottingham offers a wide range of leisure activities, parks and sporting events		<input type="checkbox"/>
Support early intervention activities		<input type="checkbox"/>
Deliver effective, value for money services to our citizens		<input type="checkbox"/>
<b>Summary of issues (including benefits to citizens/service users):</b>		
This report advises the Area Committee of the use of delegated authority by the Strategic Director for Commercial and Neighbourhood Services.		
<b>Recommendation(s):</b>		
<b>1</b>	That the Area Committee note the actions agreed by the Strategic Director for Commercial and Neighbourhood Services in respect of projects and schemes within Area 6, detailed in Appendix 1.	

## **1. REASONS FOR RECOMMENDATIONS**

- 1.1 Records detailing Members spending decisions and consultation are shown in the attached Appendix. In accordance with the Constitution the Area Committee is required to note spending decisions taken by Ward Members.

## **2. BACKGROUND (INCLUDING OUTCOMES OF CONSULTATION)**

- 2.1 This action follows the arrangements established by the Executive Board to allow for spending approvals through individual Members budget allocations.

## **3. OTHER OPTIONS CONSIDERED IN MAKING RECOMMENDATIONS**

- 3.1 Covered within the Appendix.

## **4. FINANCE COMMENTS (INCLUDING IMPLICATIONS AND VALUE FOR MONEY/VAT)**

- 4.1 Members have been allocated an individual allocation for 2015/2016 of £5,000 (Agreed at Full Council on the 9<sup>th</sup> March 2015). Arrangements agreed by Executive Board for spending the money were reported to the Area Committee at its meeting May 2012.
- 4.2 The full balance for 2015/2016 has not been allocated. Further projects will be reported to a subsequent committee.

## **5. LEGAL AND PROCUREMENT COMMENTS (INCLUDING RISK MANAGEMENT ISSUES, AND LEGAL, CRIME AND DISORDER ACT AND PROCUREMENT IMPLICATIONS)**

- 5.1 These arrangements provide transparency and regulation to the spending of individual Member's allocation.
- 5.2 The funds allocated by Area Committee are used to address diverse needs from various sections of the community and reduce inequalities.

## **6. EQUALITY IMPACT ASSESSMENT**

Has the equality impact been assessed?

Not needed (report does not contain proposals or financial decisions) ☒

No ☐

Yes – Equality Impact Assessment attached ☐

Due regard should be given to the equality implications identified in the EIA.

## **7. LIST OF BACKGROUND PAPERS OTHER THAN PUBLISHED WORKS OR THOSE DISCLOSING CONFIDENTIAL OR EXEMPT INFORMATION**

- 7.1 Executive Board – 20 May 2008 – Ward Member Budgets

## **8. PUBLISHED DOCUMENTS REFERRED TO IN COMPILING THIS REPORT**

- 8.1 Executive board report Area Capital Resource Allocations for 2011-2013 19<sup>th</sup> July 2011.



## Appendix 1

### Dales Ward Budget Allocations

<b>THE DALES WARD</b>	<b>Ward Budget</b>
Balance from 14/15	201
Allocation 15/16	15,000
<b>TOTAL FUNDS AVAILABLE</b>	<b>15,201</b>
<b><u>COMMITTED SCHEMES</u></b>	
Lets Shine and Giva a Smile	(200)
Dales Week of Action 2015	(600)
Dales Barrier Trough Planting 2015	(1,052)
EPIC 2015	(2,027)
Sneinton Cinema	(895)
Community Learning Network / UPKO	(400)
Oliver Hind Youth Club 2015	(515)
Party in the Park 2015	(500)
<b>Total uncommitted</b>	<b>9,012</b>

<b>Analysis</b>	<b>£'s</b>
Unspent Committed Balances b/fwd 14/15	9,169
Uncommitted Balances b/fwd 14/15	201
<b>Balance as at 31/03/2015</b>	<b>9,370</b>
Budget Allocated 15/16	15,000
<b>Balance Available 15/16</b>	<b>24,370</b>
Allocated Funds (Spent & Unspent) 15/16	15,358
<b>Uncommitted Balances as at 31/03/16</b>	<b>9,012</b>
Check	9,012

## Mapperley Ward Budget Allocations

MAPPERLEY WARD		Mapperley Ward			Area Wide	Total
		Ayoola	Healy	Tansley		
	Balance B/F 2014/15	416	583	521	50	1,571
	Allocation 2015/16	5,000	5,000	5,000		15,000
	Total Available for 15/16	<b>5,416</b>	<b>5,583</b>	<b>5,521</b>	<b>50</b>	<b>16,571</b>
	<b><u>DE - COMMITTED SCHEMES</u></b>					
A953204	Micklebrough Park	42	42	42		126
A953276	Gating Order	67	67	67		200
A953278	Dog Fouling Signs	117	117	117		350
A953280	Dog Training Classes	167	167	167		500
A953316	Story telling Augustine's Primary School	200	200	200		600
14534	Committee Representatives	99	99	99		297
14537	Organising Local Residents	(141)	(141)	(141)		(422)
14538	Vouchers for young people contrib Environmental work	831	831	831		2,493
14706	Next Generation	265	265	265		795
14816	Fireworks Event 04 Nov12 - Friends of Coppice Park	(67)	(67)	(67)		(200)
14972	Youth @ St Judes	6	6	6		17
15156	Mapperley WEEE Event	(18)	(18)	(18)		(53)
15157	Botany Avenue Corridor of Colour 2013	87	87	87		260
15973	Park Notice Boards	389	389	389		1,168
16260	Jobs Fair 2013	67	67	67		200
17658	Holding Hands 2014	83	83	83		250
18500	Health & Wellbeing Project	465	465	465		1,395
		<b>2,659</b>	<b>2,659</b>	<b>2,659</b>	<b>0</b>	<b>7,977</b>
	<b><u>COMMITTED SCHEMES</u></b>					
18498	Community Cycle Cinema	(117)	(117)	(117)		(350)
18499	Good Neighbours/Free 4 All	(880)	(880)	(880)		(2,640)
18500	Health & Wellbeing Project	(649)	(649)	(649)		(1,946)
18835	STARS Summer Playscheme 2015	(500)	(500)	(500)		(1,500)
18836	STARS Weekly After-school Club 2015/16	(1,824)	(1,824)	(1,824)		(5,472)
18837	BY Youth Club Summer Programme 2015	(134)	(134)	(134)		(401)
18888	Area 6 Play & Youth Team Bowling Session	(50)	(50)	(50)		(150)
18947	Good Neighbours Project	(960)	(960)	(960)		(2,880)
	<b>Total Uncommitted Funds</b>	<b>2,963</b>	<b>3,130</b>	<b>3,068</b>	<b>50</b>	<b>9,210</b>

Analysis	£'s
Unspent as at 31/03/15	27,983
Uncommitted as at 31/03/15	1,571
<b>Balance as at 31/03/2015</b>	<b>29,555</b>
Budget Allocated 15/16	15,000
<b>Balance Available to Spend</b>	<b>44,555</b>
Allocated Funds	35,345
<b>Uncommitted Balances as at 31/03/16</b>	<b>9,210</b>

### **St Anns Ward Budget Allocations**

King Edwards Community Funday – (CRS)	£1,506
Nature land trip for local families (CEO)	£175
KE Steps Room Hire Costs	£2,700
Bright Ideas – Reggaerobics	£1,500
National Playday – Family Fun Event (Early Help Team)	£900
<b>Grand Total</b>	<b>£6,781</b>

### **Analysis**

Unspent Committed Balances b/fwd 14/15	17,470
Uncommitted Balances b/fwd 14/15	29,169
<b>Balance as at 31/03/2015</b>	<b>46,638</b>
Budget Allocated 15/16	15,000
<b>Balance Available to Spend</b>	<b>55,349</b>
Allocated Funds (Spent & Unspent)	6,781
<b>Uncommitted Balances as at 31/03/16</b>	<b>48,568</b>

**This page is intentionally left blank**